

greenworks
COMMERCIAL **82**
VOLT
LITHIUM-ION

OPTIMUS™

ULTRA LIGHTWEIGHT

**16" 1.2 kW STRING TRIMMER
ST121**

**1000-HOUR
MAINTENANCE
FREE**

**26cc Gas Equivalent
5500 Constant RPM**

Quick Line Reload



OPTIMUS™

**16" 1.2 kW String Trimmer
ST121**

IPX5
WATER RESISTANT

**NEW!
2025**

SPECIFICATIONS

MAX POWER	1.2 kW
MOTOR POSITION	BOTTOM MOUNT
SPEED CONTROL	2-SPEED
LINE DIAMETER	0.095"
TRIMMER SPEED	5000 / 5500 RPM
CUTTING SWATH	16"
OPERATING WEIGHT	12.85-LBS.

**LOW NOISE.
LOW VIBRATION.
NO FUMES.**


ST121 - ERP: 2139102

**2-Speeds with
Variable-Speed Trigger**
For Ultimate Control & Runtime
Maximization



**Ultra Lightweight
& Balanced**

**Long-Lasting
Aluminum Shaft**
For Efficiency &
Durability



**INNOVATIVE
COOLING SYSTEM**
Vortex Air-Duct Technology to Maintain
Cool Operation & Efficiency in any
Working Condition



greenworks
COMMERCIAL **82**
VOLT LITHIUM

OPTIMUS™

ULTRA DURABLE

17" 1.6 kW STRING TRIMMER
ST161

**1000-HOUR
MAINTENANCE
FREE**

**36cc Gas Equivalent
5500 Constant RPM**

Quick Line Reload

OPTIMUS™

**17" 1.6kW String Trimmer
ST161**

SPECIFICATIONS

MAX POWER	1.6 kW
MOTOR POSITION	TOP MOUNT
SPEED CONTROL	3-SPEED WITH VARIABLE TRIGGER
LINE DIAMETER	0.095"
TRIMMER SPEED	4000 / 4500 / 5500 RPM
CUTTING SWATH	17"
OPERATING WEIGHT	11-LBS.

ST161 - ERP: 2143702

IPX5
WATER RESISTANT

**NEW!
2025**

**LOW NOISE.
LOW VIBRATION.
NO FUMES.**



**3-Speeds with
Variable-Speed Trigger**
For Ultimate Control & Runtime
Maximization

**Magnesium
Baseplate**
For Enhanced
Strength & Durability

**Ultra Lightweight
& Balance**

Solid Steel Driveshaft
For Efficiency & Durability

**INNOVATIVE
COOLING SYSTEM**
Vortex Air-Duct Technology to Maintain
Cool Operation & Efficiency in any
Working Condition

greenworks
COMMERCIAL **82**
VOLT
LITHIUM

OPTIMUS™



ULTRA COMFORT & CONTROL

18" 2.0 kW
BRUSH CUTTER &
STRING TRIMMER
TB201

Improved Handle
Design for Max
Comfort

45cc Gas Equivalent

1000-HOUR
MAINTENANCE
FREE



OPTIMUS™

18" 2.0 kW Brush Cutter & String
Trimmer TB201 / TB201H

IPX5
WATER RESISTANT

NEW!
2025

SPECIFICATIONS

MAX POWER	2.0 kW
MOTOR POSITION	TOP MOUNT
SPEED CONTROL	3-SPEED
LINE DIAMETER	0.095"
TRIMMER SPEED	5500 RPM
CUTTING SWATH	18"
OPERATING WEIGHT	13.2-LBS.

LOW NOISE.
LOW VIBRATION.
NO FUMES.

TB201 - ERP: 2139402
TB201H - ERP: 2139302



High & Low Tower
Versions Available

Magnesium Baseplate
For Enhanced Strength
& Durability

Easily Adjustable
For Maximum Control

Newly Designed Ergonomic Handle
for Improved Comfort and Fingertip
Intelligent Controls

**INNOVATIVE
COOLING SYSTEM**
Vortex Air-Duct Technology
to Maintain Cool Operation
& Efficiency in any Working
Condition

Solid Steel Driveshaft
For Efficiency & Durability

**Comes with Two
Attachment Blades**

greenworks COMMERCIAL **82 VOLT LITHIUM**

OPTIMUS™

ULTRA POWERFUL

17" 2.0 kW
STRING TRIMMER /
BRUSHCUTTER
ST201

45cc Gas Equivalent

1000-HOUR
MAINTENANCE
FREE



OPTIMUS™

17" 2.0 kW String Trimmer /
Brushcutter ST201

IPX5
WATER RESISTANT

NEW!
2025

SPECIFICATIONS

MAX POWER	2.0 kW
MOTOR POSITION	TOP MOUNT
SPEED CONTROL	3-SPEED
LINE DIAMETER	0.095"
TRIMMER SPEED	4500/5000/5500
BLADE SPEED	4500/5000/5500
CUTTING SWATH	17"
TOOL WEIGHT	12.5-LBS.

LOW NOISE.
LOW VIBRATION.
NO FUMES.

ST201 - ERP: 2142102

3-Speeds with Variable-Speed Trigger
For Ultimate Control & Runtime Maximization

Magnesium Baseplate
For Enhanced Strength & Durability

Ultra Lightweight & Balance

INNOVATIVE COOLING SYSTEM

Vortex Air-Duct Technology to Maintain Cool Operation & Efficiency in any Working Condition

J-Bar Included
For Added Protection During Brush Cutting Applications

Solid Steel Driveshaft
For Efficiency & Durability



Includes Tri-Blade
for Brush Cutting



greenworks COMMERCIAL **82 VOLT LITHIUM**

OPTIMUS™

ULTRA VERSATILE



1.6 kW ATTACHMENT-CAPABLE POWERHEAD









OAS161

1000-HOUR MAINTENANCE FREE

Attachment-Capable

36cc Gas Equivalent

AVAILABLE ATTACHMENTS

 <p>OAS-BD Bed Redefiner Attachment 1818702</p>	 <p>OAS-BC Brushcutter Attachment 1819502</p>	 <p>OAS-HTA Hedge Trimmer Attachment Articulating 1819602</p>	 <p>OAS-PB Paddle Broom Attachment 1819702</p>
 <p>OAS-CV Cultivator Attachment 1819402</p>	 <p>OAS-EC Curved Shaft Edger Attachment 1819102</p>	 <p>OAS-PS Polesaw Attachment 1818902</p>	 <p>OAS-EX 3-Ft. Extension Attachment 1819202</p>

OPTIMUS™

1.6 kW Attachment-Capable Powerhead OAS161

SPECIFICATIONS

Power Head	
MAX POWER	1.6 kW
ATTACHMENT SIZE	25.0MM
SPEED CONTROL	3-SPEED WITH VARIABLE TRIGGER
COUPLERS	(1) 25.0MM & (1) 25.4MM
String Trimmer Attachment	
LINE DIAMETER	0.095"
TRIMMER SPEED	4000 / 4500 / 5500 RPM
CUTTING SWATH	17"

**LOW NOISE.
LOW VIBRATION.
NO FUMES.**

IPX5
WATER RESISTANT

**NEW!
2025**

OAS161 - ERP: 2140902

This Powerhead Fits All Leading Brand Attachments

3-Speeds with Variable-Speed Trigger
For Ultimate Control & Runtime Maximization

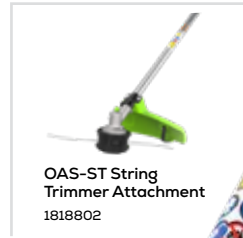
Magnesium Baseplate
For Enhanced Strength & Durability



Attachment Capable
Flexibility for any task



INNOVATIVE COOLING SYSTEM
Vortex Air-Duct Technology to Maintain Cool Operation & Efficiency in any Working Condition



OAS-ST String Trimmer Attachment
1818802

Attachments Sold Separately

STRING TRIMMER & EDGER ACCESSORIES AND SPARE PARTS



AL95800 3-LBS.
0.095" BULK LINE
ERP: 2991202



AL951400 5-LBS.
0.095" BULK LINE
ERP: 2991102



82BK26 BUMP
KNOB + SPOOL
ERP: 2985802



82TS26 LOAD N GO
TRIMMER HEAD
ERP: 2985702



82TBA10 10" BRUSH
CUTTER TRI-BLADE
ERP: 2945102



82TBA12 12" BRUSH
CUTTER TRI-BLADE
ERP: 2945202



82EB85-50 10" EDGER
BLADE (50 PACK)
ERP: 2990802



HIGHER VOLTAGE.
MORE POWER.
OPTIMUS™

**NEW!
2025**

SPECIFICATIONS

MODEL	ST121	ST161	OAS161	TB201 / TB201H
ERP	2139102	2143702	2140902	2139402 / 2139302
CC EQUIVALENT	26cc	36cc	36cc	45cc
MAX POWER	1.2 kW	1.6 kW	1.6 kW	2.0 kW
MOTOR POSITION	BOTTOM MOUNT	TOP MOUNT	TOP MOUNT	TOP MOUNT
SPEED CONTROL	2-SPEED	3-SPEED WITH VAR. TRIGGER	3-SPEED WITH VAR. TRIGGER	3-SPEED
LINE DIAMETER	0.095"	0.095"	-	0.095"
TRIMMER SPEED	5000 / 5500 RPM	4000 / 4500 / 5500 RPM	-	5500 RPM
CUTTING SWATH	16"	17"	-	18"
OPERATING WEIGHT	12.85-LBS.	11-LBS.	-	13.2-LBS.
ATTACHMENT CAPABLE	NO	NO	YES	NO



**NEW!
2025**

SPECIFICATIONS

MODEL	ST201	ES161
ERP	2142102	2703902
CC EQUIVALENT	45cc	36cc
MAX POWER	2.0 kW	1.6 kW
MOTOR POSITION	TOP MOUNT	BOTTOM MOUNT
SPEED CONTROL	3-SPEED	2-SPEED
LINE DIAMETER	0.095"	8" BLADE
BLADE SPEED	4500/5000/5500	4500 RPM
CUTTING DEPTH	17"	16"
OPERATING WEIGHT	12.5-LBS.	12.85-LBS.

