

SCAG
POWER EQUIPMENT

SIMPLY THE BEST.



**LAWN MAINTENANCE AND
DEBRIS / TURF MANAGEMENT EQUIPMENT**

TABLE OF CONTENTS



THE SCAG DIFFERENCE	
SIMPLY THE BEST	4-5
THE SCAG DIFFERENCE	6-7
CUTTER DECKS	8-9
ZERO-TURN MOWERS	
TURF TIGER II	12-13
CHEETAH II	14-15
TIGER CAT II	16-17
PATRIOT	18-19
FREEDOM Z	20-21
LIBERTY Z	22-23
EVZ	24-25
STAND-ON AND WALK-BEHIND MOWERS	
V-RIDE XL	28-29
V-RIDE II	30-31
SWZ	32-33
SW	34-35
SWZT	36-37
SFC-30	38-39
SFC-21	40-41
MOWER ACCESSORIES	
MOWER ACCESSORIES	42-47
UNMATCHED PRODUCTIVITY	48-49
DEBRIS AND TURF MANAGEMENT EQUIPMENT	
TURF STORM XL & TURF STORM	52-53
AERSTORM	54-55
WINDSTORM	56-57
WHEELED BLOWERS	58-59
INDUSTRIAL TOW-BEHIND TRUCK LOADER	60-61
TOW-BEHIND TRUCK LOADER	62-63
SKID-MOUNT TRUCK LOADER	64-65
SPECIFICATIONS	66-78
WARRANTIES	79



DISCRIMINATING PROFESSIONALS
AND DISCERNING HOMEOWNERS

DEMAND SIMPLY THE BEST.

You know what you're looking for, and you won't settle for anything less! Uptime is everything, and you can't afford a subpar weld or poorly designed component. You need maximum reliability and equipment that gets the job done right, time after time. That's why we design and engineer each and every Scag® machine with precise attention to detail and quality control that makes others look sloppy. Plus, we never rest. The Scag product line is constantly evolving to meet the changing demands of your work.

Every time you buy equipment, it's an investment in your livelihood or your yard! And that's why when you buy Scag, you're not just buying a lawnmower, debris blower, truck loader or spreader-sprayer. You're buying tough, dependable machines that knock it out of the park every time you go to bat. You demand **SIMPLY THE BEST**, and that's what Scag delivers.

SCAG
POWER EQUIPMENT

SIMPLY THE BEST.

THE SCAG DIFFERENCE



Velocity Plus™ cutter decks deliver an unmatched quality-of-cut and a wide, even discharge.



Heavy-duty Scag® spindles are the envy of the industry – Velocity Plus and Advantage™ decks.



Operator Suspension System with a coil-over shock provides incredible, adjustable comfort without affecting cut quality – Cheetah II™.



Ground speeds up to 16 mph ensure high productivity – Cheetah II.



Tri-Plate construction on Velocity Plus deck provides superior strength – V-Ride XL™, V-Ride II™ and select zero-turn riders.



All Scag blower and truck loader impellers are fabricated in-house, then dynamically balanced to ensure ultra-smooth performance and long service life.



Accuracy and consistency of application are easy to maintain with controls and gauges that are clearly marked and located within easy reach. High-quality switches, levers, dials and gauges ensure reliable engagement/adjustment and long life.



Heavy-duty driveshaft delivers solid, dependable power to the cutter deck – Turf Tiger II™.



Service points are easily accessible to decimate downtime and maximize your productivity.



The Tiger Eye™ Advanced Monitoring System keeps a constant, real-time “eye” on important system functions on select Scag machines. A wide variety of systems are monitored in real time, giving you valuable information in just a glance, right from the operator’s seat. The backlit panel makes viewing easy in all conditions, from direct sunlight to complete darkness – Turf Tiger II, Cheetah II, Tiger Cat® II, select V-Ride II, V-Ride XL, AerStorm™ and Windstorm® models.

CUTTER DECKS




VELOCITY PLUS CUTTER DECK

Velocity Plus™ decks are legendary because of their proven performance and durability. No other deck leaves a smoother cut or channels and disperses clippings more evenly. The Velocity Plus deck combines a uniquely productive baffle design with the force of ultra-fast blade tip speeds to create a windstorm of air speed that disperses clippings far and wide. Professional cutters will tell you no other deck has that downright toughness or provides a better cut than the Scag® Velocity Plus cutter deck.

- The Scag Turbo Baffle increases discharge velocity and creates a fanning pattern of discharged clippings, dispersing them cleanly and evenly—virtually eliminating windrowing and clumping, even in heavy cutting conditions. The Turbo Baffle is standard on Velocity Plus cutter decks on riders and stand-on models.
- 48", 52", 61" and 72" Velocity Plus deck sizes available.
- Specially designed cutter blades stay sharper, longer.
- Extra-large discharge opening for maximum clipping dispersal.
- Dual 12", rear-mounted anti-scalp rollers provide additional turf protection; includes Turf Tiger II™, Cheetah II™, Tiger Cat® II, and V-Ride XL™.
- Replaceable trim-side wear pad protects the deck and landscaping from scraping and impact damage (Velocity Plus and current Advantage™ decks).



Scag's Custom-Cut Baffle™ allows convenient adjustment of under-deck airflow for optimum performance under all conditions. Whether you are tackling difficult-to-cut grass or collecting leaves in the fall, you will be prepared to handle the job with ease.



Scag cutter decks deliver superior strength and performance. Three layers of high-strength steel create the nearly ½"-thick (0.485") Tri-Plate cutter deck top (V-Ride II™ and select zero-turn riders). Scag Velocity Plus and Advantage decks are backed with a 3-year, "no-crack" warranty.



AN INDUSTRY BENCHMARK THE SCAG HEAVY-DUTY SPINDLE

- Heavy-duty, 1½"-diameter shaft made of high-strength, hardened steel alloy.
- Matched set of tapered roller bearings provides up to 50% more load-carrying capacity than ball bearings.
- Top-mounted fitting for easy greasing.
- Grease relief valve prevents over-greasing.
- Secured with 5/16", grade-8 mounting hardware for superior strength.
- Three-year limited warranty (see page 79 for details).
- Found on Velocity Plus and Advantage cutter decks.

Note: Patriot™, Freedom Z®, Liberty® Z and SWZT use a maintenance-free, sealed-aluminum-housing, ball-bearing spindle design.

THE SCAG VELOCITY PLUS REAR-DISCHARGE CUTTER DECK

The 61" Velocity Plus cutter deck is available with rear discharge (RD) on the Scag Cheetah II. Same tough spindles and Tri-Plate deck top, same Scag toughness built in. The Velocity Plus RD deck is ideal for cemeteries, roadsides, medians and parking lots, or any location where side-discharging is not allowed or is undesirable.



Advantage

ADVANTAGE DECK

For over two decades, the Advantage deck has been providing an ultra-smooth cut on any grass. Equipped with the adjustable Custom-Cut Baffle and Scag's heavy-duty cast-iron spindle, this deck has what it takes to do the job right for a very long time. 32" and 36" widths available. Available on some V-Ride II, SWZ and SW models.



HERO

HERO DECK

The Hero™ deck design was originally introduced with the Freedom Z, and is now found on the Patriot, Liberty Z, EVZ and SWZT models as well. This extra-strong, fully-fabricated and welded deck features "maintenance-free" aluminum spindles for years of worry-free performance. Available in 36", 42", 48", 52" and 61" widths.



ZERO-TURN MOWERS

PUT YOUR BEST MOW FORWARD

Productive drive speed, unmatched quality-of-cut, turn-on-a-dime maneuverability! Scag® zero-turn mowers have it all. Continually evolving to meet new challenges, our line of zero-turn mowers is the BEST of THE BEST. Designed and engineered with precision, crafted with the best materials and manufactured to the highest standards, these durable, high-performance machines are ready to get the job done.



TURF *Tiger* II



CHEETAH II



PATRIOT



FREEDOM Z



TIGER CAT II



LIBERTY Z



EVZ



Actual product may differ from photo.

ZERO-TURN MOWERS

TOP OF THE FOOD CHAIN

FROM HERE, YOU CAN CONQUER IT ALL.

As the apex predator of turf, the Turf Tiger II™ is tougher than any job you can throw at it. Engineered for superior durability, productivity and comfort, you'll have the advantage over whatever job you decide to take on.



NIC Z.
Liberty, KY

SCAG OWNER FOR 4 YEARS
COMMERCIAL OPERATOR

HOW DOES OWNING A SCAG IMPROVE YOUR BUSINESS?
"Owning Scag machines has increased productivity. We all run the same equipment and with the durability of the machines we spend less time in the shop and more time cutting grass and making cash!"

SCAG
POWER EQUIPMENT

FEATURES & SPECIFICATIONS

- 1 High-strength, double-tube steel frame ensures a solid foundation for years of reliable service; replaceable front caster wheel weldment.
 - 2 Up to 12 mph forward speed for maximum productivity.
 - 3 Command-Comfort Operator Station features unprecedented levels of adjustability and ergonomics for maximum comfort and convenience.
- Fabricated, welded and reinforced Velocity Plus™ cutter deck is ultra-strong and true commercial-grade. Tri-Plate deck is nearly ½" thick.
 - Tiger Eye™ Advanced Monitoring System keeps a constant, real-time "eye" on important system functions of the Turf Tiger II. (Specific functions vary by mower model and engine.)
 - Flat-free caster tires reduce maintenance costs and keep you in the field, cutting grass.

- Large 6-ply, 26" drive tires deliver superior traction and a smooth ride.



TURF TIGER II



Heavy-duty drive system features dual 16 cc pumps and high-torque 18 ci Parker wheel motors for responsive, dependable power. Cooling fans help maintain safe operating temperatures.



Heavy-duty driveshaft delivers solid, dependable power to the cutter deck. Specially engineered for ease of maintenance.



Oil cooler keeps hydraulic temperatures low for efficient operation, added reliability and long component life.

FUEL INJECTION

MAXIMIZE POWER & REDUCE FUEL COSTS

The Scag® Turf Tiger II is available with an air-cooled Briggs & Stratton® Vanguard® BIG BLOCK™ EFI engine. This engine is equipped with electronic fuel injection (EFI) to reduce fuel consumption and maximize power. The Turf Tiger II can also be outfitted with a Kawasaki® FD850-DFI (digital fuel injection) or propane-powered Kohler® Command PRO® EFI engine that optimizes fuel economy and maximizes your profitability.

PROPANE
ELECTRONIC FUEL-INJECTION

PROPANE ELECTRONIC FUEL-INJECTOR
A Kohler Command PRO EFI propane-powered engine and a standard industrial, 33.5 lb/7.9-gallon, aluminum LP tank, keep you mowing even on Ozone Action Days. Vapor withdrawal for maximum reliability.

DIESEL
POWERED

DIESEL-POWERED
The 3-cylinder, liquid-cooled, 25 hp Kubota® diesel engine delivers big power and torque. Operators are sure to enjoy its maximum fuel efficiency, cleaner exhaust and low noise levels.

Actual product may differ from photos.

SPEED, AGILITY AND POWER

STRIKE WITH STEALTH AND ENJOY THE RIDE

The Cheetah II™ is so quick and precise, they'll never see you coming! Get ready to devour jobs at a jaw-dropping pace while delivering an incredible quality-of-cut. What's more is the ride's so, so smooth, you won't want the work to end. But it will – quickly and with stunning results.



SCAG
POWER EQUIPMENT

FEATURES & SPECIFICATIONS

- 1 Quick-Fit™ steering control levers, the Operator Suspension System and a spacious footplate reduce fatigue for comfortable operation.
 - 2 Double-tube mainframe makes the Cheetah II tough, durable and dependable year after year.
 - 3 Extra-low center of gravity gives the Cheetah II surefooted stability on a wide variety of terrain.
- Fabricated, welded and reinforced Velocity Plus™ cutter deck is ultra-strong and truly commercial-grade. Tri-Plate deck top is nearly ½" thick.
 - Dual tanks provide up to a 13-gallon fuel capacity to keep you mowing for hours, ensuring better productivity.
 - Heavy-duty Ogura GT5 (350 ft lb) clutch; adjustable air gap for long service life.
 - Foot-operated parking brake allows the operator to apply the brake without removing hands from the steering controls.
 - Large-capacity hydraulic system increases component efficiency and extends system life.
 - Extra-large drive tires provide dependable traction and a smooth ride.
- 6"-wide, flat-free front caster tires have tapered roller bearings in the axles and pivots for long life; lip seals keep grease in and dirt out.



Available in standard Cat's Eye Gold or Blackout paint scheme. Blackout paint scheme is exclusive to the 38 hp Kohler® EFI engine.* Actual seat may vary.



Torsion-spring suspension seat adjusts to operator's weight to provide superior comfort on most models, excluding 31FX and 36BV. All seats feature 4-point rubber iso-mounting to further absorb vibration.



Dual, integrated ZT-5400® Hydro-Gear® transaxles give you responsive, dependable power. A cooling fan on each unit keeps operating temperatures low. Two-speed settings let you choose either Low Range to travel up to 12 mph or High Range for up to 16 mph.



Operator-friendly instrument panel includes a conveniently located ignition switch, cutter-deck-engagement switch, choke, throttle controls and Tiger Eye™ Advanced Monitoring System.

OPERATOR SUSPENSION SYSTEM

Isolates the operator station from the effects of rough terrain. A coil-over shock provides effective suspension action right where it's needed, and only where it's needed, for a smooth ride. Adjust the suspension system on the fly from firm to soft with a selection of five settings to match your personal preference.

This ultra-simple design utilizes only three moving parts to cushion the operator while maintaining the structural integrity of the mower's frame. Most importantly, this suspension system has no negative effect on the quality-of-cut.

*Pending availability. Consult with your Scag® Dealer for more information. Actual product may differ from photos.



CHEETAH II

BEST OF BOTH WORLDS

STRONG YET SLEEK AND NIMBLE.

The compact Tiger Cat® II combines the power of a tiger with the swiftness of a cat. With a small footprint and a robust engine, you can get around tight spaces in a snap. Plus, this easily adjustable and durable machine lets you take on jobs too small to accommodate larger equipment. Oh, and by the way, adding a small powerhouse to your fleet is just the type of diversification that can lead to increased profitability.



FEATURES & SPECIFICATIONS

- 1 Heavy-duty, tubular-steel frame provides a solid foundation for years of reliable service; replaceable front caster wheel weldment.
 - 2 Fabricated, welded and reinforced Velocity Plus™ cutter deck is ultra-strong and truly commercial-grade. Tri-Plate deck is nearly ½" thick.
 - 3 Up to 12 mph forward and 5 mph reverse ground speeds make quick work of tough jobs.
- Low center of gravity delivers sure footing on a variety of terrain.
 - Torsion-spring suspension seat adjusts to operator's weight to provide superior comfort. Seat features full padding, forward/rearward adjustment, high back, adjustable armrests and adjustable back angle.
 - 4-point, rubber iso-mounting provides additional comfort to the seat.
 - Large 24" drive tires ensure solid traction and curb-climbing ability.
 - 9.5-gallon approximate fuel capacity for hours of cutting time. Large fuel tank filler neck allows for quick refueling. Fuel tank features a molded-in cup holder for extra convenience.
 - Foot-operated parking brake allows the operator to apply the brake without removing hands from the steering controls. Ausco disc brakes for reliable performance.
 - Large flat-free caster wheels feature tapered roller bearings for long life. Lip seals keep grease in and dirt out.



Available in standard Cat's Eye Gold or new Blackout paint scheme. Blackout paint scheme is exclusive to the models equipped with Kohler® Command PRO® engines.*



Operator-friendly instrument panel includes the Tiger Eye™ Advanced Monitoring System, which keeps a constant, real-time "eye" on important system functions of the Tiger Cat II. (Specific functions vary by mower model and engine.)



Rugged 12 cc hydraulic pumps feature pressure-relief valves and top-mounted fans for added reliability and longer life.




High-torque, cast-iron wheel motors ensure dependability. Heavy-duty drive system is designed for reliability.



Heavy-duty Ogura GT3.5 clutch features 250 ft lb of holding strength. Adjustable air gap for long life.



Entire foot plate area lifts to provide complete access to the top of the deck for easy servicing.



Adjustable, 3-position deck-lift foot pedal makes changing the height-of-cut fast and easy. Adjusts from 1" to 5" in ¼" increments.

*Pending availability. Consult with your Scag® Dealer for more information. Actual product may differ from photos.

SCAG
POWER EQUIPMENT

TIGER CAT II

COMMITTED TO ONE GOAL

BE FEARLESS IN YOUR QUEST FOR PERFECTION

Those who believe in getting the job done right know The Patriot™ is on their side. Want a machine that gets neighbors or customers standing for attention at your handiwork? This is one tough reliable machine that's built to make money and make any turf look great again.



SCAG
POWER EQUIPMENT

FEATURES & SPECIFICATIONS

- 1 52" or 61" cutter deck with anti-scalp rollers provides a beautiful quality-of-cut.
 - 2 Hero™ cutter deck features sealed aluminum spindles with ball bearings that deliver maintenance-free, high-performance operation; ½"-thick mounting flange.
 - 3 Low-maintenance mower design reduces grease points for operator convenience.
- 6.5-gallon total fuel capacity maximizes refueling intervals to save time and get the job done fast. Large, angled fuel neck for easy filling.
 - Innovative height-of-cut adjustment is quick and conveniently adjusts from 1½" to 5" in ¼" increments.
 - Commercial-grade, powder coat paint for an attractive, professional finish and increased durability.
 - Digital hour meter features pre-programmed maintenance reminders.
 - Low-profile, foldable Roll-Over Protection System (ROPS).
 - Hydro-Gear® ZT-3100® (SPZ52) or ZT-3400® (SPZ61) hydro transaxles (2 independent units with charge pumps and all-metal gears) deliver smooth drive power while spin-on oil filters provide easy maintenance.
 - Extra-low center of gravity for maximum stability over challenging terrain.
 - Ground speeds up to 10 mph (SPZ61) or 8.5 mph (SPZ52) for maximum productivity.
 - Large front caster tires and extra-large 22" (SPZ52) or 24" (SPZ61) drive tires for solid traction and a smooth ride.




PATRIOT



Powerful commercial-grade V-Twin engine options up to 27 hp provide smooth, reliable power.




Convenient operator station puts the mower controls within easy reach.



Cutter-deck-lift foot pedal is spring-assisted and makes raising the cutter deck smooth and easy.



Pierced, extruded-steel footplate is rubber iso-mounted for enhanced comfort.



Torsion-spring suspension seat is easily adjustable and delivers a high level of operator comfort.



Ogura GT2 (108 ft lb) PTO clutch brake for easy deck engagement. Adjustable internal air gap for long life.

Actual product may differ from photos.

FOR PROS & PROS AT HOME

ALL BUSINESS. EVEN AT HOME.

The Freedom Z® is perfect for landscapers needing a machine that can go the distance or for the pro-at-home who owns a large-acreage lot. Commercial-quality through and through, this machine is comfortable anywhere the job needs to be done.



FEATURES & SPECIFICATIONS

- 1 48" or 52" Hero™ cutter deck with anti-scalp rollers provides a beautiful quality-of-cut.
 - 2 Hero cutter deck features sealed aluminum spindles with ball bearings that deliver maintenance-free, high-performance operation; ½"-thick mounting flange.
 - 3 Low-maintenance mower design reduces grease points for operator convenience.
- 6.5-gallon total fuel capacity maximizes refueling intervals to save time and get the job done fast.
 - Innovative height-of-cut adjustment is quick and conveniently adjusts from 1" to 4½" in ¼" increments.
 - Easy-to-read fuel gauge adds convenience.
 - Hydro-Gear® ZT-2800® hydro transaxles (2 independent units with charge pumps and all-metal gears) deliver smooth drive power while spin-on oil filters provide easy maintenance.
 - Large front caster tires and 20" drive tires ensure solid traction and a smooth ride.
 - Digital hour meter features pre-programmed maintenance reminders to help you keep your mower running great.
 - Ground speeds up to 8 mph for high productivity.
 - Low-profile, fixed-position Roll-Over Protection System (ROPS). Foldable ROPS option available as an accessory.
 - Extra-low center of gravity for maximum stability over challenging terrain.



FREEDOM Z



Powerful V-Twin engine options up to 27 hp provide smooth, reliable power.



Convenient operator station puts the mower controls within easy reach.



Cutter-deck-lift foot pedal is spring-assisted and makes raising the cutter deck smooth and easy.



Pierced, extruded-steel footplate for enhanced comfort.



Comfortable, thick-cushioned seat is easily adjustable and delivers a high level of operator comfort. Shock-absorbing action added with 4-point iso-mounting.



Ogura GT1 (74 lb) PTO clutch brake for easy deck engagement. Adjustable internal air gap for long life.

Actual product may differ from photos.

SCAG
POWER EQUIPMENT

TOP QUALITY AT A HOMEOWNER PRICE POINT

THE ONE TO WELCOME HOME

Want to discover why Scag® mowers are Simply the Best? The Liberty® Z is designed and manufactured to deliver a top-of-the-line experience, plus it's priced attractively for the rest of us. Cushioned, comfortable, reliable and with an excellent quality-of-cut, you can see firsthand what all the professionals are raving about.



SCAG
POWER EQUIPMENT

FEATURES & SPECIFICATIONS

- 1 Low-maintenance mower design reduces grease points for owner convenience.
 - 2 Fully-fabricated and welded 36", 42", 48", 52" or 61" Hero™ cutter deck with anti-scalp rollers provides a beautiful quality-of-cut. This is the same proven deck design found on the Freedom Z® and Patriot™ models.
 - 3 Ground speeds up to 7 mph for high productivity.
- Hydro-Gear® ZT-2800® or ZT-3100® (61" model) hydro transaxles (2 independent units with charge pumps and all-metal gears) deliver smooth drive power and feature spin-on oil filters for easy maintenance. The 48" model features proven Tuff Torq® transaxles.
 - Extra-low center of gravity for maximum stability.
 - Large 11" front caster tires and 20" drive tires for solid traction and a smooth ride.
 - Sealed aluminum cutter deck spindles with ball bearings deliver maintenance-free, high-performance operation; ½"-thick mounting flange for incredible strength.
 - Easy access to the engine oil-drain and filters for quick and simple maintenance.
 - Powder coat paint for a showroom-quality finish and increased durability.
 - Digital hour meter features pre-programmed maintenance reminders to help you keep your mower running great.
 - 5-year/750-hour non-commercial mower warranty. See the Scag Limited Warranty Statement for details.



LIBERTY Z



Cushioned, contoured and bolstered seat is adjustable and delivers a high level of comfort. Standard armrests on the 48", 52" and 61" models provide additional stability and comfort no matter how long the job.



Heavy-duty, tubular-steel frame provides a solid foundation for years of reliable service.



Easy-to-use height-of-cut adjustment is quick and conveniently adjusts from 1½" to 4½" in ¼" increments.

Add a 2-Bag Grass Collection System to your Liberty Z mower to give your lawn a pristine, clipping-free finish.

A variety of accessories are available to meet your specific needs, such as:

- Bag Grass Collection System.
- Hurricane Mulch System.
- LED Light Kit.
- Trailer Hitch.



2-BAG GRASS COLLECTION SYSTEM

Actual product may differ from photos.

FULLY-ELECTRIC ZERO-TURN MOWER

IT'S WHAT EVERYONE'S BUZZING ABOUT

Tired of dealing with noisy engines, irritating exhaust and messy gas cans? Come enjoy the clean and quiet operation of the Scag® EVZ, the first electric-powered unit in our industry-leading lawn mower lineup. Whether you're using the EVZ at home or on the job, you can count on Scag's rock-solid machine construction and an unmatched quality-of-cut.



SCAG
POWER EQUIPMENT

FEATURES & SPECIFICATIONS

- 1 Equipped with a 48V 5kW Vanguard® Commercial Lithium Battery Pack providing the dependable and efficient power you need.
 - A Vanguard 1050W battery charger is included with each mower.
 - 2 Heavy-duty construction ensures years of dependable service and worry-free productivity.
 - 3 Low-maintenance mower design: Reduced grease points for operator convenience. No engine oil to change. No belts to replace.
 - Ground speeds up to 7 mph for high productivity.
 - Extra-low center of gravity for maximum stability.
 - Large 11" front caster tires and 20" drive tires for solid traction and a smooth ride.
 - Full-featured instrument panel with all controls within convenient reach of the operator.
 - Wide, spacious footplate with extruded pattern for safe traction while getting on and off the mower.
 - Comfortable, adjustable, cushioned seat for a smooth ride.
- Large-diameter, padded, adjustable steering levers for ergonomic operation.
 - Powder coat paint for a showroom-quality finish and increased durability.
 - Strong warranty coverage: 3-Year/500 Hour Non-Commercial or 2-Year Commercial limited mower warranty coverage against manufacturing defects. 3-year Vanguard battery warranty.



Smartec® by Hydro-Gear ZT-2800e™ electric drive system delivers smooth drive power and incredible maneuverability.



Fully-fabricated and welded 52" Hero™ cutter deck provides an envy-inducing quality-of-cut.



Smartec D2e™ cutter deck motors provide strong cutting power, yet deliver maximum efficiency for extended run time.



Full-featured display screen shows battery charge level, hours of run time and provides system diagnostics.



Onboard Bluetooth® capabilities offer remote troubleshooting through the Smartec Connect™ and Smartec MyMow™ apps.



Standard LED lights illuminate the way to and from the garage or trailer in low-light conditions.

Actual product may differ from photos.

EVZ

MOWERS WITH GET UP AND GO

A CUT THAT WINS A STANDING OVATION

For some homeowners and landscapers, storage space is an issue, and that's where our line of stand-on and walk-behind mowers proves its worth. These beauties may be compact, but they're every bit as tough and dependable as our other machines, plus, they're engineered for the same exceptional quality-of-cut. Designed to help maximize productivity, these easy-to-tote mowers help you save time, money and space without compromising on the power, maneuverability and comfort you expect from Scag®.



V-RIDE II



V-RIDE XL



SWZ HYDRO-DRIVE



SW BELT-DRIVE



SWZT HYDRO-DRIVE



SFC-21



SFC-30

STAND-ON AND WALK-BEHIND MOWERS



Actual product may differ from photo.

BIGGER. BOLDER.

UPSIZED AND UPGRADED. BRING IT ON.

The V-Ride XL™ proves that it's possible to be tough as nails and soft as a cloud. Its solid frame and expansive operator platform with adjustable suspension reduce vibration and ensure you're always riding in comfort no matter how big the job. Upgraded pumps and wheel motors are extra rugged and reliable, giving you confidence you're always ready to tackle whatever comes your way.



SCAG
POWER EQUIPMENT

FEATURES & SPECIFICATIONS

- 1 Velocity Plus™ cutter decks allow you to easily change height-of-cut from 2" to 6".
 - 2 Large, dual 6-gallon fuel tanks (12-gallon total capacity) maximize work time, and feature wide necks for easy filling.
 - 3 Hydro-Gear pumps and wheel motors are extra tough and reliable, and pump drive pulleys feature tapered lock hubs for reliability and ease of service.
- Spacious operator platform has an adjustable suspension that minimizes vibration-induced drowsiness.
 - Ultra-smooth operator controls provide easy maneuverability.
 - Conveniently placed control panel puts levers and knobs within reach.
 - A performance-proven dual-pump/motor drive system provides independent rotation of each drive wheel for no-scuff, zero-radius turning.
 - Large, tubeless, 4-ply drive wheels provide traction and ease curb climbing.
- Large, flat-free caster wheels with tapered roller bearings are built for extended wear.
 - Electric Ogura blade clutch has adjustable air gap for long service life; (Ogura with Soft-start module).
 - Tiger Eye Advanced Monitoring System keeps a virtual "eye" on crucial system and safety functions.
 - Optional dual-wheel accessory will be available.



V-RIDE XL



Ergonomic operator controls provide incredible ease-of-use along with maximum comfort. Intuitive control design minimizes the learning curve for new operators.



Adjustable cutting heights from 2" to 6" in 1/4" increments. Deck can be lifted from the operating position with the pull of a spring-assisted lever.



Tiger Eye Advanced Monitoring System keeps a constant, real-time "eye" on important system functions of the V-Ride XL. (Specific functions vary by mower model and engine.)



Spacious operator platform with adjustable suspension delivers a smooth ride and reduces operator fatigue. Extra-large comfort cushion allows for comfortable operation, hour after hour.



Comfort cushion and lower panel are removable to allow quick and easy service access to the hydraulic system.



Rugged dual hydraulic drive system delivers dependable power with 16 cc Hydro-Gear® pumps with cooling fans.

Actual product may differ from photos.

STAND-UP OPERATION. STAND-OUT QUALITY.

GO THE DISTANCE AND THEN SOME.

Imagine a stand-up mower designed to deliver a natural, intuitive and smooth riding position the entire day! That's the V-Ride II™, and it owes its ease to a comfortable operator platform with first-class suspension that minimizes operator fatigue. With unrivaled performance, stability and durability, the V-Ride II helps keep you in tip-top condition so that last job of the day feels as smooth as the first.



SCAG
POWER EQUIPMENT

JEFF I.
Erlanger, KY

SCAG OWNER FOR 3 YEARS
HOMEOWNER OPERATOR

HOW DOES OWNING A SCAG IMPROVE YOUR LAWN MAINTENANCE?
"It saves me a lot of time and I still get to enjoy the mow. It improves my mental health."

FAVORITE FEATURES OF YOUR SCAG?
"The stand-on machine makes for great visibility while mowing, along with the maneuverability in tight spaces."

FEATURES & SPECIFICATIONS

- 1 Strong, reliable Ogura PTO clutch engages and disengages the blades quickly and easily with adjustable air gap for long life. Models with 37 hp or more feature a SoftStart Electric Clutch Controller.
 - 2 Powerful and efficient commercial-grade V-Twin engines provide smooth, reliable power EFI options delivering exceptional fuel efficiency and dependable performance.
 - 3 Heavy-duty canister air filter available on select models.
- Heavy-duty steel frame construction ensures a solid foundation for long life.
 - Tiger Eye™ Advanced Monitoring System keeps a constant, real-time "eye" on important system functions of the V-Ride II. (Specific functions vary by mower model and engine. Not available on 32" or 36" models.)
 - Productive ground speeds help get the job done fast: up to 10.5 mph on most models; up to 8.5 mph on 32" and 36" models.
 - Large 8-gallon fuel tank (6.75-gallon fuel tank on the 36" and 5-gallon on the 32" models). All models feature large, angled filler neck and fuel gauge for operator convenience.
 - Flat-free (semi-pneumatic) front caster tires eliminate downtime and expense caused by flat tires.



V-RIDE II



Ergonomic operator controls provide incredible ease-of-use along with maximum comfort. Intuitive control design minimizes the learning curve for new operators.



Easily change cutting heights in the field with no tools (1½" to 4½" in ¼" increments). Deck can be lifted from the operating position with the pull of a spring-assisted lever.



Easy-to-reach, full-featured instrument panel features the Tiger Eye Advanced Monitoring System, which keeps a constant, real-time "eye" on important system functions of the V-Ride II. (Specific functions vary by mower model and engine. Not available on 32" or 36" models.)



Spacious operator platform with adjustable suspension delivers a smooth ride and reduces operator fatigue. Extra-large comfort cushion allows for comfortable operation, hour after hour. Adjustable platform suspension further enhances operator comfort.



Comfort cushion and lower panel are removable to allow quick and easy service access to the hydraulic system.



Rugged dual hydraulic drive system delivers dependable power with 12 cc Hydro-Gear® pumps with cooling fans; 10 cc pumps on 32" and 36" V-Ride II.

Actual product may differ from photos.

HYDRAULIC POWER. SIMPLE DESIGN.

THE EASY-TO-HANDLE WALK-BEHIND


Along with easy operation and incredible power, the SWZ delivers all the features Scag® mowers are famous for: tough, durable components for long life and heavy-duty cutter decks that deliver an unmatched cut.



- 1 Heavy-duty Advantage™ and Velocity Plus™ cutter decks are constructed for outstanding durability (52" and 61" decks are made with a 10-gauge top and 7-gauge skirt, 36" and 48" decks are constructed of 7-gauge steel).
- 2 Tough spindle assembly features a cast-iron housing with a heavy-duty flange secured with 5/16", grade-8 mounting hardware. Tapered roller bearings add 50% more load-carrying capacity than ball bearings. Covered by a 3-year limited warranty.
- 3 Productive ground speeds up to 7.4 mph get the job done fast.
 - Large 5.5-gallon fuel tank features a molded-in cup holder and large filler neck.
 - Fixed cutter deck adjusts from 1¾" to 4½" in ¼" increments.
- Convenient instrument panel puts controls at operator's fingertips. Panel has key, cutter-deck-engagement switch, choke and throttle. SWZ also includes tracking adjustment, parking brake, forward-speed lever and digital hour meter.
- Large 16" drive wheels feature rounded edges for better flotation and less turf tearing.
- Flat-free (semi-pneumatic) front caster tires reduce maintenance costs and keep you in the field, cutting grass.
- Nylon hydraulic fluid reservoir features a large surface area to keep operating temperatures low.
- Hydro transmission belt is self-adjusting to save maintenance time and extend belt life.
- Belt cover has easy-access holes to reach the top spindle nuts for blade removal.



Spring-assisted EZ-Grip design reduces hand force required to operate drive controls for maximum operator comfort.



Dec clutch cold-start feature enhances cold-weather starting. It uses a large, easy-to-pull chain that locks into a slot in the engine deck to relieve pump pressure.



Adjust-A-Trac tool is conveniently mounted on the engine deck for quick and easy neutral and tracking adjustments in the field.



Dependable Ogura clutch engages and disengages the blades quickly and easily. Adjustable air gap for long life.

Actual product may differ from photos.

ECONOMICAL. DURABLE. PRODUCTIVE.
WALKING THE WALK FOR PERFORMANCE AND SERVICE


The SW Walk-Behind provides years of dependable operation and an outstanding return on investment. A simple belt-drive design and five-speed transmission make it easy to service and to operate.



- 1 Heavy-duty Advantage™ and Velocity Plus™ cutter decks are constructed for outstanding durability (52" decks are made with a 10-gauge top and 7-gauge skirt; 32", 36" and 48" decks are constructed of 7-gauge steel).
 - 2 Large drive wheels feature rounded edges for better flotation and less turf tearing.
 - 3 Large 5.5-gallon fuel tank features a molded-in cup holder and large filler neck.
- Tough spindle assembly features a cast-iron housing with a heavy-duty flange secured with 5/16", grade-8 mounting hardware. Tapered roller bearings add 50% more load-carrying capacity than ball bearings. Covered by a 3-year limited warranty.
 - Fixed cutter deck adjusts from 1¾" to 4½" in ¼" increments.
 - Flat-free (semi-pneumatic) front caster tires reduce maintenance costs and keep you in the field, cutting grass.
 - Full commercial-grade construction ensures years of productive use.
 - Productive ground speeds up to 6 mph get the job done fast.
 - Convenient instrument panel puts controls at operator's fingertips. Panel has key, cutter-deck-engagement switch, choke, throttle and digital hour meter.
 - Belt cover has easy-access holes to reach the top spindle nuts for blade removal.




Dependable Ogura clutch engages and disengages the blades quickly and easily. Adjustable air gap for long life.



Five-speed Peerless transmission features nine-spline coupler shafts for durability and a wide selection of forward ground speeds.



Spring-assisted EZ-Grip design reduces hand force required to operate drive controls for maximum operator comfort.



Twin power belts provide double friction to pulley surfaces and reduce slipping in wet conditions.

Actual product may differ from photos.

HYDRO-DRIVE WALK-BEHIND

GET MORE DONE AND BE COMFORTABLE DOING IT

With ultra-comfortable, ergonomic controls that contour to your hands, you can be as productive as you want to be. Equipped with our legendary toughness and durability, this mower delivers incredible power, smooth operation and a long lifespan.

- 1 Large 18" drive tires and 9" front caster tires provide stability.
- 2 Ground speeds up to 7 mph forward and 3 mph in reverse get the job done fast.
- 3 Available with a robust engine for smooth, reliable power. Convenient oil-drain access allows for easy maintenance.
- Large 5.5-gallon fuel tank features a molded-in cup holder and large filler neck for convenience; built-in fuel gauge.
- Adjustable height-of-cut from 1½" to 4½" in ¼" increments.
- Extra-strong, fully-fabricated and welded steel Hero™ cutter deck; 36", 48", 52" or 61" floating deck design provides a beautiful quality-of-cut.
- Sealed aluminum spindles with ball bearings deliver maintenance-free, high-performance operation; ½"-thick mounting flange for strength.
- Easy-to-reach, full-featured instrument panel has ignition key, cutter-deck-engagement switch, speed-selection lever, throttle, choke and digital hour meter.
- 3-year/500-hour non-commercial or 2-year commercial mower warranty. See the Scag® Limited Warranty Statement for complete details.



Innovative, rider-style height-of-cut adjustment is quick and convenient.




Dual hydraulic ZT-2800® transaxles with cooling fans and steel fan covers allow independent, amazingly smooth and positive power to each wheel; two independent units with charge pumps and all-metal gears. Rear skid plate protects the underside and transaxles from impact damage.



Dependable Ogura clutch engages and disengages the blades quickly and easily. Adjustable air gap for long life.

ERGONOMIC CONTROL SYSTEM

Ultra-comfortable, ergonomic control system designed to make operation easy, hour after hour. The controls not only contour to the natural angles of your extended arms, but are placed to keep your hands out of harm's way when mowing next to trees and bushes. Unitized handle construction provides added strength.



FINISH CUT WALK-BEHIND

A FINISHING TOUCH OTHERS WILL COVET

The SFC-30 Finish Cut Walk-Behind Mower may be compact, but it's big on productivity and versatility. This commercial-grade machine is fully-welded and fabricated using ultra-strong military grade steel plus it delivers a beautiful, professional quality-of-cut, helping you put the finishing touches on the job or at home.



SCAG
POWER EQUIPMENT

ELIAS L.
New Providence, NJ

SCAG OWNER FOR 15 YEARS
COMMERCIAL OPERATOR

WHY DID YOU CHOOSE SCAG?

"Quality-of-cut and durability."

HOW MANY SCAGS ARE IN YOUR FLEET AND WHICH MODEL(S) DO YOU RUN?


"7+ mowers – Turf Tigers, V-Rides, Hydro Walk-Behinds, SFC-30."

FEATURES & SPECIFICATIONS

- 1 Heavy-duty construction ensures years of worry-free service and productivity.
 - 2 Blade brake clutch allows the operator to disengage cutter blades without shutting off the machine.
 - 3 Offset cutter blade layout results in a simple, more user-friendly system than timed belt setups.
- Easy-to-maintain design means belt replacement takes less than half the time as compared to timed belt designs. Tool-free removal of belt cover.
 - Proven, maintenance-free GT MV 702 transmission delivers dependable drive power.
 - Productive ground speeds help get the job done fast; up to 4 mph.
 - Extra-strong, fully-fabricated and welded cutter deck; 14-gauge, grade 100, military-grade steel deck shell with 12-gauge spindle reinforcement plate. ¼" trim-side bar provides extra protection.
 - Powerful and efficient Kohler® Command PRO® CV224 engine delivers ample power, along with exceptional efficiency and dependable performance.
 - Quick engine oil-drain paired with Kohler's® Clean-Change™ System make for easy oil changes without a mess.
 - 3-year limited engine warranty through Kohler.
 - 1-gallon fuel tank provides long run time (excludes CA models).



Front swivel caster wheel model offers increased ease of maneuverability in highly landscaped areas. Swivel Wheel accessory also available to convert fixed-wheel models.



3-in-1 versatility delivers the ability to side-discharge, mulch or collect clippings. All items come standard, so you can meet the demands of any job without purchasing extra accessories.



Ultra-comfortable, ergonomic control system is designed to make operation easy, hour after hour. 5-position handlebar height adjustment.



Single-point, rider-style height-of-cut adjustment. Cutting heights from 1½" to 5" in ¼" increments. Pin installs from the top for quick, easy changes.

Actual product may differ from photos.

SFC-30

FINISH-CUT WALK BEHIND

3-IN-1 VERSATILITY THAT'S MULCH APPRECIATED

Whether on the job or at home, you'll get flexibility and professional results with Scag's® first 21" mower. The SFC-21 Finish-Cut Walk-Behind is a dream come true with a compact size and 3-in-1 versatility that includes mulching and bagging, as well as optional side discharging. Now you can finish the job right with the same professional quality lawn care pros have relied upon from Scag for more than 40 years.



DAVID M.
Colleyville, TX

SCAG OWNER FOR 1 YEAR
HOMEOWNER OPERATOR

FAVORITE FEATURES OF YOUR SCAG?

"It would be the 'total' integrated design. The very powerful engine that goes through dense turf with ease, along with the cut provided by the blade and deck design. Additionally, it starts on the first pull every time."

SCAG
POWER EQUIPMENT

FEATURES & SPECIFICATIONS

- 1 Heavy-duty construction ensures years of dependable service and worry-free productivity.
 - 2 Blade brake clutch allows the operator to disengage the cutter blades without shutting off the machine.
 - 3 Proven, maintenance-free GT MG 512 transmission with heavy-duty cone clutch delivers dependable 3-speed drive power.
- Productive ground speeds help get the job done fast: up to 4.25 mph.
 - Large, wide tires provide dependable traction and even load disbursement.
 - Powerful and efficient Honda® GXV160, and Kohler® Command PRO® CV173 (5hp) and CV224 (7hp) engine options deliver ample power, along with exceptional efficiency and dependable performance.
 - Kohler's fully-sealed, four-stage cyclonic Quad-Clean™ air filter protects the engine from dirt and debris.
 - Quick engine oil drain paired with Kohler's Clean-Change™ System makes for easy oil changes without a mess
 - 3-year limited engine warranty through Kohler.
 - 1-gallon fuel tank on 7CV model provides long run time. 0.37-gallon tank on 4GX and 5CV models.
 - Strong warranty: 1-Year Commercial or 3-Year Non-Commercial limited warranty coverage against manufacturing defects.



Easy height-of-cut adjustment allows for cutting heights from 1.5" to 4.5" in .5" increments.



Strong, stamped steel deck ensures years of worry-free performance and a consistent cut. Replaceable side wear protection.



Capable of 3-in-1 versatility, giving you the ability to mulch, bag or side-discharge. Mulching and bagging attachments come standard; side-discharge accessory is available.



A 2.2-bushel (2.74 cu. ft.) grass catcher comes standard for convenient clipping collection when needed or preferred.

Actual product may differ from photos.

SFC-21



TURF TIGER II

CLAM-SHELL GRASS CATCHER

- High-capacity, 12-bushel/112-gallon hopper.
- Easily dump the hopper from the operator's seat. Ideal for on-site dumping or dumping onto a tarp.
- After the initial installation, the blower, debris tube and hopper can be quickly removed or reinstalled.
- High-speed, balanced, all-steel blower is spindle-driven off of the cutter deck. No auxiliary engine means less weight, less maintenance, lower cost and quieter operation.
- The debris screen simply slides out from the side of the hopper and can be cleaned at any time without having to first empty the hopper.
- Spring-loaded, self-adjusting belt drives the powerful, debris-reducing blower.
- Vertical blower design increases mower width by only 8½" for the Turf Tiger II™, Cheetah II™ and Tiger Cat® II models. That's narrower than the discharge chute and allows for easy trimming and convenient trailer loading.
- Blower assembly (excluding belt) is covered by a 1-year warranty.

ACCESSORIES



CLAM-SHELL GRASS CATCHER & FABRIC 3-BAG GRASS CATCHER: All spindle-driven blowers have a balanced, all-steel, 4-blade impeller that pulverizes debris, reducing particle size to increase packing density.




CLAM-SHELL GRASS CATCHER & FABRIC 3-BAG GRASS CATCHER: Both of the catchers include front weights and a mounting bar, keeping the center of gravity low and stable (number of weights depends on catcher and mower model).



TIGER CAT II

FABRIC 3-BAG GRASS CATCHER

- High-capacity, 16-bushel/148-gallon bagging system.
- Individual bags are ideal for dumping into containers or back of a truck.
- After the initial installation, the blower, debris tube and 3-bag collection unit can be quickly removed or reinstalled.
- High-speed, balanced, all-steel blower is spindle-driven off of the cutter deck. No auxiliary engine means less weight, less maintenance, lower cost and quieter operation.
- Metal debris screen inside hood is durable and easy to clean.
- Spring-loaded, self-adjusting belt drives the powerful, debris-reducing blower.
- Vertical blower design increases mower width by only 8½" for the Turf Tiger II, Cheetah II and Tiger Cat II models. That's narrower than the discharge chute and allows for easy trimming and convenient trailer loading.
- Blower assembly (excluding belt) is covered by a 1-year warranty.



FABRIC 3-BAG GRASS CATCHER: Three tapered, commercial-grade, fabric grass-collection bags make dumping easy. Optimum debris packing means less time emptying the bags and more productive mowing.



FABRIC 3-BAG GRASS CATCHER: Hard, molded-plastic bottoms help keep the bags safe from curb and trailer damage. The steel grab handle and tapered bag design make emptying the bags easy.

FABRIC GRASS CATCHERS

ACCESSORIES



V-RIDE II



LIBERTY Z

FABRIC 2-BAG GRASS CATCHER

- Heavy-duty, 2-Bag Grass Catcher with 8" debris tube provides seven bushels of collection capacity. This system uses ultra-tough, commercial-grade bags for optimum debris packing and easy emptying. Fits Patriot, Freedom Z[®] and Liberty[®] Z models.

FABRIC BAG GRASS CATCHER

- The Scag[®] Fabric Bag Grass Catcher features a 4-cubic-foot capacity and is lightweight for easy dumping.



Two tapered, commercial-grade, fabric grass-collection bags make dumping easy. Optimum debris packing means less time emptying the bags and more productive mowing.



Hard, molded-plastic bottoms help keep the bags safe from curb and trailer damage. The steel grab handle and tapered bag design make emptying the bags easy.



2-Bag Grass Catchers include front weights and a mounting bar, keeping the center of gravity low and stable (number of weights depends on catcher and mower model).



All spindle-driven catchers have a balanced, all-steel, 4-blade blower that pulverizes debris, reducing particle size to increase packing density. Spindle-Driven Blower available for V-Ride II and Patriot models only.

- 2-Bag Grass Catcher with Spindle-Driven Blower available for V-Ride II[™] and Patriot[™] models only. Not available for 32" and 36" V-Ride II models. Spindle-driven 2-bag catcher models include a 6" debris tube.

MOWER ACCESSORIES



HURRICANE PLUS™ MULCH SYSTEM fits all Velocity Plus™ decks. The patented mulching system employs productive "Eye of the Hurricane" mulching plates, baffles and Eliminator™ blades.



HURRICANE MULCH SYSTEM is also available for most new Hero™ decks on Patriot®, Freedom Z®, Liberty® Z and SWZT mower models.



CONVENIENT SCAG® MULCH PLATE lets you convert from side discharge to mulching mode while in the field. There's a mulching plate designed to fit all current and most previous Scag mowers.




ELIMINATOR BLADES feature a serrated "double-cut" edge, shredding the grass and returning clippings and nutrients back to the soil. Eliminator blades are included with the Hurricane Plus Mulch System or can be purchased separately for use with the Mulch Plate. Other blades also available for various cutting conditions.



THE SCAG ELECTRONIC OPERATOR-CONTROLLED DISCHARGE CHUTE (E-OCDC) allows the operator to temporarily close off the cutter deck's discharge opening when mowing along sidewalks, around flower beds, etc. Available for select Velocity Plus deck models only.



REPLACEABLE WEAR PAD protects the trim side of the deck from curb and trailer damage. Also protects property from being damaged by the deck. Available for select Velocity Plus and Advantage™ deck models only.



PATENTED BLADE BUDDY™ prevents cutter blade from rotating while changing blades. Makes blade removal and reinstallation quick and easy.



PATENTED SCAG TIGER STRIPER LAWN STRIPING SYSTEM gives grass a high-profile, professionally striped finish. It features a spring-loaded roller design for enhanced pattern appearance. Kit easily installs and removes in minutes. Kits available for Patriot, Freedom Z, Liberty Z, Turf Tiger II™, Cheetah II™ and Tiger Cat® II, as well as select previous models.



LED LIGHT KIT is easy to mount and extends visibility. Various kits available to fit all new zero-turn and stand-on mowers. Light kit options also available to fit Windstorm® blower and truck loaders. Appearance of light kit varies by machine model.



TRAILER HITCH (250 lb capacity) lets you haul a trailer or pull tow-behind attachments. Available for Turf Tiger II, Cheetah II and Tiger Cat II models, as well as some other previous models. Patriot, Freedom Z and Liberty Z Hitch also available.



WEAR IT WITH PRIDE

ScagShop.com is your exclusive online source for the latest official Scag wearables and gift items. Check out the fantastic selection of hats, shirts (adult and youth sizes), jackets, drinkware, signage, gifts and much more. Place your order directly online and have it shipped right to your home or workplace. Great prices, fast service and **free shipping!** Check back often so you don't miss out on the newest styles!

Items shown above are for illustration only. Actual selection of items can change often and without notice or obligation.

*Note: Scag replacement parts and machine accessories are not available on **ScagShop.com**. Contact your local Scag dealer to order these items.*



TURF TIGER BUMPER provides additional protection against trailer damage and damage from objects in the field. Fits Turf Tiger II models. (May not be used in conjunction with grass catchers.)



SEMI-PNEUMATIC, FLAT-FREE CASTER TIRES minimize downtime. Available in a wide range of sizes to fit most mowers. Standard on most new models, excluding Patriot, Freedom Z and Liberty Z. Available as an option for the Patriot and Freedom Z and select previous models.



CHROME WHEEL COVERS are made of extremely durable plastic. Available in 8" and 12" diameters to fit many Scag ride-on, stand-on and walk-behind models (see page 45 for more information). Sold in sets of two to fit the rear drive wheels.



ROLL-OVER PROTECTIVE STRUCTURE (ROPS) folds down for transport and storage. Easy-mount ROPS features OSHA 1928 certification and seatbelt. Available as an option for current Freedom Z and some other previous Scag models.




SCAG FILTERS & LUBRICANTS

You have invested in Scag: "Simply the Best" power equipment that money can buy. Why would you risk the longevity of its critical systems by using inferior filters and lubricants?

Genuine Scag Filters and Lubricants are specially designed to meet the specific needs of your high-performance Scag machine.

ON THE JOB



RIDERS* (ACRES PER 8-HOUR DAY)

*Based on 6 mph average cutting speed.
Totals reduced 20% to allow for overlap and turns.

UNMATCHED PRODUCTIVITY



OPTIONAL MOWER ACCESSORIES BY MODEL REFERENCE

Some accessories listed may not fit all sizes of models indicated. Many of the accessories shown are also available to fit older Scag® mowers. Contact your Scag dealer for details.

	TURF TIGER II™	CHEETAH II™	TIGER CAT™ II	PATRIOT™	FREEDOM Z™	LIBERTY Z™	EVZ	V-RIDE XL	V-RIDE II™	SWZ†	SWZ	SW	SFC-30	SFC-21
CLAM-SHELL SPINDLE-DRIVEN GRASS CATCHER	•	•	•											
FABRIC 3-BAG SPINDLE-DRIVEN GRASS CATCHER	•	•	•											
FABRIC 2-BAG GRASS CATCHER				•	•	•								
2-BAG SPINDLE-DRIVEN GRASS CATCHER*				•				•	•					
FABRIC BAG GRASS CATCHER GC-F4				•	•	•			•	•	•	•		
CHROME WHEEL COVERS	•	•	•	†		‡	•	•	•	•	•	•		
SWIVEL WHEEL													•	
HURRICANE/HURRICANE PLUS™ MULCH SYSTEM	•	•	•	•	•	•		•	•	•	•	•		
MULCH PLATE**	•	•	•	•	•	•		•	•	•	•	•		
TIGER STRIPER LAWN STRIPING SYSTEM**	•	•	•	•	•	•	•							
TRAILER HITCH**	•	•	•	•	•	•								
LED LIGHT KIT	•	•	•	•	•	•		•	•					
FLAT-FREE CASTER TIRE**				•	•									
BLADE BUDDY™	•	•	•	•	•	•	•	•	•	•	•	•		
TURF TIGER BUMPER	•													
OPERATOR-CONTROLLED DISCHARGE CHUTE (OCDC)	•	•	•					•	•					
SIDE DISCHARGE ADAPTOR														•
DUAL-WHEEL KIT								•						
ADDITIONAL BLADE OPTIONS	•	•	•	•	•	•		•	•	•	•	•		

*2-Bag Spindle-Driven Grass Catcher is not available for 32" and 36" V-Ride II models.


**Also available for some older models.

† Chrome Wheel Covers are only available on the 61" Patriot model.

‡ Chrome Wheel Covers are only available on the 36" Liberty Z model.

‡ Chrome Wheel Covers are only available on the 48", 52" and 61" V-Ride II models.

AT HOME



RIDERS* (ACRES PER HOUR)

*Based on 6 mph average cutting speed.
Totals reduced 20% to allow for overlap and turns.

SCAG
POWER EQUIPMENT

Actual products may differ from photos.

FINISH THE JOB TO YOUR STANDARDS

A BEAUTIFUL LAWN IS MORE THAN JUST STRIPES

Whether you're a homeowner who takes their turf seriously or a pro looking to expand service offerings, you can make an even bigger impact with the Scag® line of debris and turf management equipment. Designed for fertilizer and weed control applications, lawn aeration, debris clean-up and more, these machines are built to deliver high-grade performance and long-term dependability. They're a great way for homeowners to get the "complete" look of a professionally maintained property and for professionals to expand their offerings and drive profitability.



TURF-STORM



TURF-STORM XL



WINDSTORM



AERSTORM



EXTREME PRO



EXTREME



CLASSIC



INDUSTRIAL
TOW-BEHIND
TRUCK LOADER



SKID-MOUNT
TRUCK LOADER



TOW-BEHIND
TRUCK LOADER

DEBRIS AND TURF
MANAGEMENT EQUIPMENT



Actual product may differ from photo.

THE REAL DEAL FOR SERIOUS CHEMICAL APPLICATION

AN EVEN AND FAST SPREAD TO CREATE BETTER TURF FASTER

Looking to expand your lawn care offerings? The Turf Storm® XL and Turf Storm® are built Scag® tough to treat large commercial properties or small residential lawns and gated areas so you can create better turf quickly and efficiently. Flexibility is built right in with the liquid and dry capabilities that let you spray or spread.



TURF STORM XL



FEATURES & SPECIFICATIONS

- 1 Ergonomic drive-control-lever design provides incredible ease of use with adjustable front bar for precise speed control for accurate application rate.
 - 2 A spacious operator platform with extra-large operator comfort cushion and coil-spring suspension deliver a smooth ride.
 - 3 Rugged dual-hydraulic drive system delivers dependable power with 10 cc Hydro-Gear® pumps and 14.5 ci Parker wheel motors.
- Important structural components made of stainless steel resist the effects of repeated exposure to commonly used, highly-corrosive chemicals.
 - Incredible machine balance ensures sure footing, eliminating the need for locking front casters.
 - 5 gpm sprayer pump; hinged boom arms.
 - The Turf Storm XL spray booms are 8-feet-wide with five nozzles, delivering spraying widths of 2, 6, 8 or 10 feet.
 - The Turf Storm spray booms are 65-inches wide with four nozzles, allowing spraying widths of 2, 6 or 8 feet.
 - Productive ground speeds up to 8.5 mph help get the job done fast.

- A variety of accessories are available for the Turf Storm, allowing you to customize the machine for maximum productivity based on your specific needs:
 - 7 gpm Pump.
 - Foam Marker Kit.
 - Rear-Mounted Material Storage Trays.
 - LED Light Kit.
 - Weight Kit.



TURF STORM



Accuracy and consistency of application are easy to maintain with controls and gauges that are clearly marked and located within easy reach.

Removable cushion and open lower area allow quick and easy service access to the hydro drive pumps, hydro oil reservoir and other mechanicals.



TURF STORM XL:
60-gallon total capacity

TURF STORM:
30-gallon total capacity

75-foot hose reel (Turf Storm XL) or 15-foot flex hose (Turf Storm) allows you to reach tough spaces.

TURF STORM XL:
220 lb hopper capacity

TURF STORM:
120 lb hopper capacity

Spread dry materials up to 25 feet wide thanks to a high-torque electric spreader motor.

Actual product may differ from photos.

TURF STORM XL & TURF STORM

AERATOR

A BREATH OF FRESH AIR AND PROFITABILITY

Aeration is key when you want to improve turf health, plus offering this capability is a great way to extend your services into the spring and fall. With the Scag® AerStorm™, aeration becomes simple, easy and fast so you can take on as many jobs as you want. You'll appreciate a 30" inch aerating width, easy depth adjustment and an enhanced safety feature that lets you raise and lower tines without removing your hands from the steering controls. The AerStorm also features the Tiger Eye™ Advanced Monitoring System to keep a constant, real-time "eye" on important system functions.



SCAG
POWER EQUIPMENT

FEATURES & SPECIFICATIONS

- 1 Heavy-duty construction ensures years of dependable service and worry-free productivity.
 - 2 Rugged, dual hydraulic drive system delivers dependable power with 10 cc Hydro-Gear® pumps and 14.5 ci Parker wheel motors.
 - 3 Productive ground speeds help get the job done fast: up to 7 mph. Cover up to 2 acres per hour.
- Large 5.5-gallon fuel tank features large filler neck and fuel gauge for operator convenience.
 - Powerful and efficient 23 hp Kohler® Command Pro® engine delivers huge power, along with exceptional efficiency and dependable performance.
 - 30" aerating width allows you to cover more ground in less time, while allowing you to fit through gates.
 - 48 strong, self-cleaning coring tines deliver reliable and continual turf plug extraction.
 - Adjustable hydraulic down-pressure helps to penetrate even the hardest and driest soils to ensure effective aeration performance in all conditions.
 - Center tines are free-rolling to allow for maneuvering around many trees and obstacles while engaged.
 - Large 18" drive tires provide surefooted traction. Flat-free (semi-pneumatic) front caster tires eliminate downtime and expense caused by flat tires.
 - Front and rear tie-down points for easy trailering.
 - Strong warranty: 2-year commercial/90-day rental limited warranty coverage against manufacturing defects.



AERSTORM



AerStorm Drop Seeder attachment allows you to aerate and overseed in a single pass for maximum productivity and profitability. Attachment is preinstalled on DS model, or can be added as an accessory to the base model.



Spacious operator platform with suspension and padded, bolstered cushion for a smooth, comfortable ride. Removable cushion and lower panel allow quick and easy service access to hydro tank and tines.



Ergonomic drive control lever design provides incredible ease-of-use. Easy to reach, full-featured instrument panel for easy viewing and operation.

EASY TINE ADJUSTMENT AND ENGAGEMENT

The Scag AerStorm's approach to tine depth adjustment is simple, quick and easy.

- Simple and intuitive depth selection pin with easy-grip rubber knob.
- Select aerating depths of 1" to 4" in 1/2" increments to meet the needs of each specific property.
- Hydraulic tine engagement (raise and lower) via a convenient foot-activated switch, allowing you to keep your hands on the steering controls for maximum productivity and safety. Tine activation switch on the instrument panel prevents accidental engagement/disengagement while working or transporting.



Actual product may differ from photos.

INCREDIBLE GROUND-CLEARING FORCE

BEHOLD THE MIND-BLOWING POWER OF THE STORM

The Scag® Windstorm® is an agile and comfortable stand-on blower with massive air output and control. The secret is its 37 hp, fuel-injected Briggs Vanguard® BIG BLOCK™ engine and exclusive nozzle direction system that lets you direct airflow exactly where you need it. Another plus is it's ultra-compact, stand-on design that gives you the maneuverability needed in tight spaces!



SCAG
POWER EQUIPMENT

FEATURES & SPECIFICATIONS

- 1 Massive air output of up to 6,000 effective CFM* (7,500 theoretical peak CFM**) provides incredible ground-clearing force on a variety of surfaces and applications.
 - 2 Heavy-duty blower construction ensures years of dependable service and worry-free productivity.
 - 3 Rugged dual-hydraulic drive system delivers dependable power with 12 cc Hydro-Gear® pumps and 14 ci Parker wheel motors.
- Productive ground speeds help get the job done fast: up to 10.5 mph.
 - Large 8-gallon fuel tank features large, angled filler neck and fuel gauge for operator convenience.
 - Powerful and efficient 37 hp Briggs Vanguard BIG BLOCK EFI engine delivers huge power, along with exceptional efficiency and dependable performance.

- Strong, reliable Ogura PTO clutch engages and disengages the blower quickly and easily; adjustable air gap for long life.
 - Ogura's patented SoftStart Electric Clutch Controller ensures smooth engagement to reduce wear and improve lifespan of belts and mechanical parts, and eliminates potential engine stall and RPM droop.



WINDSTORM



Ergonomic drive-control-lever design provides incredible ease of use. Easy-to-reach, full-featured instrument panel for easy viewing and operation.



The Tiger Eye™ Advanced Monitoring System keeps a constant, real-time "eye" on important system functions of your Windstorm.



Removable cushion and lower panel allow quick and easy service access, while a spacious operator platform with coil-spring suspension provides a smooth ride.

NOZZLE DIRECTION SYSTEM

Scag's exclusive NDS (Nozzle Direction System) provides unprecedented control of the air-discharge tilt and rotation.

Quick and easy control via fingertip switches:



A convenient mechanical lever gives you easy access to 16 degrees of vertical tilt adjustment. Lowering the tilt angle helps loosen and blast stubborn debris. Raising the tilt angle reduces blowback.



Two switches allow for automatic left/right horizontal rotation or manual rotation adjustment; 180 degrees of rotation, left to right. Unlike other stand-on blowers, Scag's innovative NDS design ensures maximum air output in any direction the nozzle is aimed. Equipped with direction-indicator flag for operator convenience.

Actual product may differ from photos.



EXTREME PRO™

EXTREME™

CLASSIC™



WHEELED BLOWERS

FOR FAST CLEAN-UP, THIS IS HOW WE ROLL

Make short work of leaf and debris piles with nimble and powerful Scag® Wheeled Blowers. Easily transportable to wherever you need to go, these low-maintenance blowers run smoothly and dependably on any surface. And talk about flexibility. You can choose from three different CFM outputs to get the job done.

- 1 Heavy-duty construction for dependable strength and long life.
 - 2 Impeller is dynamically balanced for smooth operation and optimum performance.
 - 3 A 2° blower tilt at discharge gets airflow under leaves without losing ground clearance.
- Large discharge openings are positioned only 2" off the ground for better debris lifting.
 - Front- or side-discharge adjustment via a simple lever.
 - Extreme and Extreme Pro also have an adjustable discharge angle via a remote lever on the handlebar.
 - Front Swivel Wheel accessory is available to add even easier maneuverability for Extreme and Extreme Pro models.
 - Comfortable Sure-Grip foam wraps around tubular-steel, iso-mounted handles.
 - Heavy-duty, 3/4" solid-steel axles.
 - Tie-down bracket and lift handle (Extreme™ and Extreme Pro™).
 - Engine features low-oil shutoff.
 - Proven Honda® engines on the Extreme and Extreme Pro.
 - Powerful and quiet with low fuel consumption and low emissions.
 - Precision-balanced engine provides exceptionally smooth performance.
 - Commercial-grade, all-steel, mechanical throttle control features a plastic debris cover for worry-free performance.



WHEELED BLOWERS



HONDA ENGINE



DISCHARGE CHUTE
LBX15 shown.



SWIVEL WHEEL KIT
For Extreme and Extreme Pro only.

See full specifications on page 76.
Actual product may differ from photos.



SCAG
POWER EQUIPMENT

TLB25-35BV shown with optional Brake Kit.

TOW-BEHIND INDUSTRIAL TRUCK LOADER

LEAVE NOTHING BEHIND

Built to leave no leaf or debris behind, this tough and powerful Scag® Industrial Tow-Behind Truck Loader gives its all, so you can perform fast and efficient clean-ups. No matter the job, you'll appreciate the commercial-grade size and performance needed to get the job done.

- 1 25"-diameter, welded-steel impeller with ½"-thick steel blades.
 - 2 Adjustable, commercial-grade hose boom with chain support and spring-pin transport lock.
 - 3 Convenient, bolt-in, replaceable ¼"-steel wear liners.
 - Reliable electric start (battery and all-weather box included).
 - Ambidextrous nozzle handle.
 - 4-ply tires with Torflex® (3,500 lb) heavy-duty axles.
 - Front swivel jack with wheel and rear stand.
 - Height-adjustable 2 5/16" ball hitch (TLB25-35BV and TLB25-37CH) or pintle hitch (TLB25-49KBD) standard.
 - Standard 3-hole tool rack.
- Highway-ready*:
 - Fenders, safety chains, tail lights, side markers and license plate bracket.
 - Standard Roadside Package (traffic cones and wheel chocks with holders).
 - 3-position, adjustable-length trailer tongue on TLB25-35BV and TLB25-37CH models.
 - Transport-lock pin secures the intake nozzle to the trailer when not in use.
 - Various accessories available.



*Reference your local regulations to ensure compliance.
See full specifications on page 77.
Actual product may differ from photos.

TRUCK LOADERS



SCAG
POWER EQUIPMENT

TWO ENGINE OPTIONS

PEACE OF MIND BECAUSE IT'S ULTRA-TOUGH

Looking for a tow-behind that's built to keep up with you? This super tough Scag® Tow-Behind Truck Loader has two engine options and a two-year warranty. That means you can focus on the work, and the loader will do what you ask. Put simply, this one's in for the long haul.

- 1 20"-diameter, welded-steel impeller with $\frac{3}{8}$ "-thick steel blades.
 - 2 Adjustable hose boom with chain support and spring-pin transport lock.
 - 3 Convenient, bolt-in, replaceable $\frac{1}{4}$ "-steel wear liners.
 - Rear access to wear plates and impeller.
 - Reliable electric start (battery and all-weather box included).
 - Ambidextrous nozzle handle.
 - Torflex® (2,000 lb) heavy-duty axles.
 - Highway-ready*:
 - Fenders, safety chains, tail lights, side markers and license plate bracket.
 - Optional Roadside Package (traffic cones and wheel chocks with holders).
- Front swivel jack with wheel and rear stand.
 - Standard 3-hole tool rack.
 - Height-adjustable, 2" ball hitch standard; will also accept a pintle hitch or $2\frac{5}{16}$ " ball hitch.
 - 3-position, adjustable-length trailer tongue.
 - Transport-lock pin secures the intake nozzle to the trailer when not in use.
 - Various accessories available.



See full specifications on page 77.
Actual product may differ from photos.

TRUCK LOADERS



SKID-MOUNT

IT STANDS TO REASON YOUR PRODUCTIVITY WILL SOAR

Scag® Skid-Mount Truck Loaders are known for their reliability. Manufactured with robust, heavy-duty components, they're with you all the way, on even the toughest jobs. Get ready to boost uptime and productivity with a loader that refuses to quit until you give the signal that you're ready to pack it in.

- 1 Heavy-duty, all-steel, welded construction.
- 2 20"-diameter, welded-steel impeller with 3/8"-thick steel blades.
- 3 Replaceable, 1/4" wear liners in blower housing.
 - Easy rear access to wear plates and impeller.
 - Reliable electric start (battery included).
 - Adjustable hose boom and spring-pin transport lock.
 - Ambidextrous nozzle handle.
 - Comes standard with 4" skid risers; swing-away Hitch-Mount option available (TLS20-18BV).
 - Stack Extension accessory offers customization to better fit your personal setup.
 - Quick-detach hose for quick and easy transport, storage and cleaning.
 - Transport-lock pin secures the intake nozzle to the loader when not in use.
 - Optional Light Kit available.



HITCH-MOUNT ACCESSORY



TLS20-18BV shown with swing-away TL Hitch-Mount accessory.

See full specifications on page 78.
Actual product may differ from photos.

SPECIFICATIONS



TURF TIGER II



CHEETAH II



TIGER CAT II



PATRIOT



FREEDOM Z



LIBERTY Z

ZERO-TURN MOWERS

Total Fuel Capacity	12 gallons (gas/diesel) 33.5 lbs. (LP)	13 gallons	9.5 gallons
Drive Tires	26" x 9.5" - 12" (52") 26" x 12" - 12" (61" and 72")	24" x 12"-12"	24" x 9.5"-12" (48" and 52") 24" x 12"-12" (61")
Caster Tires	13 x 6.5 - 6	13" x 6.5"-6"	13" x 6.5"-6"
Seat	4-point iso-mounted torsion-spring suspension seat	4-point iso-mounted mid-back mounted on operator-suspension platform	4-point iso-mounted torsion-spring suspension seat
Drive System Type	Dual Pump and Motor	Hydro-Gear ZT5400 Transaxle Two-Speed	Dual Pump and Motor
Pumps	Hydro-Gear: 16cc	Internal Pump: 16 cc	Hydro-Gear 12 cc
Motors	Parker: 18ci	Internal Motor: 21 cc	Parker 14.5 ci
Forward Ground Speed	12 MPH (gas/LP) 10 MPH (diesel)	16 mph (high-speed) 12 mph (low-speed)	12 mph
Reverse Ground Speed	6 MPH	8 mph (high-speed) 5 mph (low-speed)	5 mph
Parking Brake	Adjustable foot-operated pedal AUSCO disc brakes	Foot-operated pedal	Foot-operated pedal
Cutting Widths	52", 61" and 72"	61" and 72"	48", 52" and 61"
Deck Type	Velocity Plus™ cutter deck	Velocity Plus™ cutter deck	Velocity Plus™ cutter deck
Cutting Height	1.5" to 6" in .25" increments	1.25" to 5" in .25" increments	1" to 5" in .25" increments
Deck Lift	Adjustable foot-operated pedal	Adjustable foot-operated pedal	Adjustable foot-operated pedal
Deck Construction	Tri-plate cutter deck constructed of 3 steel plates totaling nearly 1/2" of steel. Reinforcement plates at cutter deck spindles.	Tri-plate cutter deck constructed of 3 steel plates totaling nearly 1/2" of steel. Reinforcement plates at cutter deck spindles.	Tri-plate cutter deck constructed of 3 steel plates totaling nearly 1/2" of steel. Reinforcement plates at cutter deck spindles.
Deck Spindles	Cast-iron housing with tapered roller bearings	Cast-iron housing with tapered roller bearings	Cast-iron housing with tapered roller bearings
Blade Engagement	Ogura GT3.5 (250 ft lb) Ogura GT5 (350 ft lb) (38CV-EFI and Briggs Vanguard® models) Adjustable air-gap for extended life	Ogura GT5 (350 ft lb) Adjustable air-gap for extended life	Ogura GT3.5 (250 ft lb) Adjustable air-gap for extended life

6.5 gallons	6.5 gallons	3.5 gallons (36" and 42") 5.5 gallons (48", 52" and 61")
22" x 10.5"-12" (52") 24" x 12"-12" (61")	20" x 10"-10"	20" x 8"-10" (36") 20" x 10"-8" (48" and 52") 20" x 10"-10" (61")
13" x 6.5"-6"	11" x 6.5"-5"	11" x 4"-5" (36") 11" x 6"-5" (48", 52" and 61")
Torsion-spring suspension seat	Padded with arm rests, adjustment forward and back (tools required)	Padded with arm rests, adjustment forward and back (tools required) (no armrests on 36" and 42" models)
Hydro-Gear ZT3100 Transaxle (52") Hydro-Gear ZT3400 Transaxle (61")	Hydro-Gear ZT2800 Transaxle	Hydro-Gear ZT2800 Transaxle (36", 42" and 52") Tuff Torq TZ450 Transaxle (48") Hydro-Gear ZT3100 Transaxle (61")
ZT3100 Internal Pump: 10 cc (52") ZT3400 Internal Pump: 12 cc (61")	Internal Pump: 10 cc	Internal Pump: 10 cc
Internal Motor: 16 cc	Internal Motor: 16 cc	Internal Motor: 10cc (Tuff Torq), 16 cc (Hydro-Gear)
8.5 mph (52") 10 mph (61")	8 mph	7 mph
5 mph	5 mph	5 mph
Foot-operated pedal	Hand-activated lever	Hand-activated lever
52" and 61"	48" and 52"	36", 42", 48", 52" and 61"
Hero™ cutter deck	Hero™ cutter deck	Hero™ cutter deck
1.5" to 5" in .25" increments	1" to 4.5" in .25" increments	1.5" to 4.5" in .25" increments
Foot-operated pedal	Foot-operated pedal	Foot-operated pedal
Dual-plate cutter deck constructed of 2 steel plates. Reinforcement plate at cutter deck spindles.	Dual-plate cutter deck constructed of 2 steel plates. Reinforcement plate at cutter deck spindles.	Dual-plate cutter deck constructed of 2 steel plates. Reinforcement plate at cutter deck spindles.
Aluminum housing with sealed ball bearings	Aluminum housing with sealed ball bearings	Aluminum housing with sealed ball bearings
Ogura GT2 (108 ft lb) Adjustable air-gap for extended life	Ogura GT1 (74 ft lb) Adjustable air-gap for extended life	Ogura GT1 (74 ft lb) – (36", 48" and 52") Ogura GT2 (108 ft lb) – (61") Adjustable air-gap for extended life

SPECIFICATIONS



EVZ

ELECTRIC ZERO-TURN MOWERS

Battery	Vanguard® Commercial Lithium Ion
Total Battery Wattage	5kWh
Number of Batteries on Machine	1 (Fixed to machine)
Productivity	Up to 5 acres per charge
Charge Time – Standard Charger	5.5 Hours (Approximate) Charger Included
Interlock Switches	Seat, Neutral Control, Mower Engagement (PTO)
Instrument Panel	Operator Information Display, Key Switch, Light Switch, PTO Switch, E-Stop Switch
Drive System	Hydro-Gear ZT-2800e™ Electric Transaxles
Drive Motor	Brushless DC Motors
Parking Brake	Internal/Electrically Activated
Drive Tires	20" x 10"-8"
Caster Tires	11" x 6"-5"
Seat	Padded, Thick Cushion with Extra Spring Support and Armrests
Forward Ground Speed	7 mph
Reverse Ground Speed	4 mph
Cutting Widths	52"
Type	Hero™ cutter deck
Cutting Height	1.5" to 4.5" in .25" increments
Deck Lift	Foot-operated pedal
Construction	Dual-plate cutter deck constructed of 2 steel plates. Reinforcement plate at cutter deck spindles.
Blade Engagement	Electric Brushless DC Motors with Control Panel Engagement (PTO) Switch
Deck Drive	Smartec® D2e™ motors Cast aluminum housing



V-RIDE XL

STAND-ON AND WALK-BEHIND MOWERS

Total Fuel Capacity	12 gallons
Drive Tires	24" x 9.5"-12" (52") 24" x 12"-12" (61" and 72")
Caster Tires	13" x 6.5"-6"
Drive System Type	Dual Pump & Motor
Pumps	Hydro-Gear 16 cc
Motors	Hydro-Gear 18 ci
Forward Ground Speed	Up to 11.6 mph
Reverse Ground Speed	5 mph
Parking Brake	Hand lever
Cutting Widths	52", 61" and 72"
Deck Type	Velocity Plus™ cutter deck
Cutting Height	2" to 6" in .25" increments
Deck Lift	Hand lever
Deck Construction	Tri-plate cutter deck constructed of 3 steel plates totaling nearly 1/2" of steel. Reinforcement plates at cutter deck spindles.
Deck Spindles	Cast-iron housing with tapered roller bearings
Blade Engagement	Ogura 3.5 (250 ft lb) Adjustable air-gap for extended life.



V-RIDE II



SWZ HYDRO-DRIVE



SW BELT-DRIVE



SWZT HYDRO-DRIVE

	5 gallons (32") 6.75 gallons (36") 8 gallons (48", 52" and 61")	5.5 gallons	5.5 gallons	5.5 gallons
	20" x 6.5"-10" (32") 20" x 8"-10" (36") 24" x 9.5"-12" (48" and 52") 24" x 12"-12" (61")	16" x 6.5"-8"	13" x 5"-6" (32") 13" x 6.5"-6" (36", 48" and 52")	18" x 6.5"-8" (36") 18" x 8.5"-8" (48", 52" and 61")
	11" x 4"-5" (32" and 36") 13" x 5"-6" (48" and 52") 13" x 6.5"-6" (61")	9" x 3.5"	9" x 3.5"	9" x 6.5"-4"
	Dual Pump and Motor	Dual Pump and Motor	Belt Drive with 5-Speed Peerless Transmission	Hydro-Gear ZT2800 Transaxle
	Hydro-Gear 10 cc (32" and 36") Hydro-Gear 12 cc (48", 52" and 61")	Hydro-Gear: 10 cc	n/a	Internal Pump: 10 cc
	Parker: 12 ci (32" and 36") Parker: 14 ci (48", 52" and 61")	Parker 11 ci	n/a	Internal Motor: 16 cc
	8.5 mph (32" and 36") 10.5 mph (48", 52" and 61")	Up to 7.4 mph	Up to 6 mph	Up to 7 mph
	5 mph	3 mph	2 mph	3 mph
	Hand lever	Hand lever	Hand lever	Hand lever
	32", 36", 48", 52" and 61"	36", 48", 52" and 61"	32", 36", 48" and 52"	36", 48", 52" and 61"
	Advantage (32" and 36") Velocity Plus™ cutter deck (48", 52" and 61")	Advantage (36") Velocity Plus™ cutter deck (48", 52", and 61")	Standard (32") Advantage (36") Velocity Plus™ cutter deck (48" and 52")	Hero™ cutter deck
	1.5" to 4.5" in .25" increments	1.75" to 4.5" in .25" increments	1.75" to 4.5" in .25" increments	1.5" to 4.5" in .25" increments
	Hand lever	n/a	n/a	Hand lever
	Tri-plate cutter deck constructed of 3 steel plates totaling nearly 1/2" of steel. Reinforcement plates at cutter deck spindles. 32" model features dual-plate.	Dual-plate cutter deck constructed of 2 steel plates. Reinforcement plate at cutter deck spindles.	Dual-plate cutter deck constructed of 2 steel plates. Reinforcement plate at cutter deck spindles.	Dual-plate cutter deck constructed of 2 steel plates. Reinforcement plate at cutter deck spindles.
	Cast-iron housing with tapered roller bearings	Cast-iron housing with tapered roller bearings	Cast-iron housing with tapered roller bearings	Aluminum housing with sealed ball bearings
	Ogura GT2.5 (150 ft lb) – (32", 36", 48" and 52") Ogura GT3.5 (250 ft lb) – (61") Adjustable air-gap for extended life.	Ogura MA-GT-EXM3X (110 ft lb) Adjustable air-gap for extended life	Ogura MA-GT-EXM3X (110 ft lb) Adjustable air-gap for extended life	Ogura GT1-BS03 (110 ft lb) Adjustable air-gap for extended life

ZERO-TURN MOWER MODEL NUMBERS

SPECIFICATIONS



SFC-30



SFC-21

	SFC-30	SFC-21
Total Fuel Capacity	1 gallon	0.37 gallon (4GX & 5CV) 1 gallon (7CV)
Drive Tires	10.5" x 3"	10.5" x 3"
Front Tires	9" x 2.25"	9" x 2.25"
Drive System Type	GT MV 702 Transmission	GT MG 512 Transmission
Forward Ground Speed	Up to 4 mph	Up to 4.25 mph
Parking Brake	Hand lever	n/a
Cutting Widths	30"	21"
Deck Type	Extra-strong, fully-fabricated and welded steel cutter deck. Offset blade, non-timed deck setup.	Strong, stamped steel deck with replaceable side wear protection.
Cutting Height	1.5" to 5" in .25" increments	1.5" to 4.5" in .5" increments
Deck Lift	Hand lever. Single-point adjustment.	4-point adjustment.
Deck Construction	14-gauge, grade 100, Military Grade steel deck shell with 12-gauge spindle reinforcement plate. 1/4" trim side reinforcement bar offers extra protection against impacts.	14 gauge deck with 14-gauge replaceable guards for strength and longevity. Deep draw stamped.
Deck Spindles	Aluminum housing with sealed ball bearings	n/a
Blade Engagement	Blade brake clutch allows operator to disengage cutter blades without shutting off the machine	Blade brake clutch allows operator to disengage cutter blades without shutting off the machine

STAND-ON AND WALK-BEHIND MOWERS



TURF TIGER II™

MODEL NUMBER	DECK WIDTH	HP*	ENGINE
GAS MODELS			
STTII-52V-26CH-EFI	52"	26	Kohler® Command PRO® – electronic fuel injection
STTII-61V-31DFI	61"	31	Kawasaki® – digital fuel injection, liquid-cooled
STTII-61V-33BV		31	Briggs Vanguard™ BIG BLOCK™
STTII-61V-37BV-EFI		37	Briggs Vanguard® BIG BLOCK™ – electronic fuel injection
STTII-61V-38CH-EFI		38	Kohler® Command PRO® – electronic fuel injection
STTII-61V-40BV-EFI		40	Briggs Vanguard® BIG BLOCK™ – electronic fuel injection
STTII-72V-31DFI	72"	31	Kawasaki® – digital fuel injection, liquid-cooled
STTII-72V-37BV-EFI		37	Briggs Vanguard® BIG BLOCK™ – electronic fuel injection
STTII-72V-38CH-EFI		38	Kohler® Command PRO® – electronic fuel injection
STTII-72V-40BV-EFI		40	Briggs Vanguard® BIG BLOCK™ – electronic fuel injection

DIESEL MODELS			
STTII-61V-25KBD	61"	25	Kubota® – 3-cylinder, diesel-powered
STTII-72V-25KBD	72"	25	Kubota® – 3-cylinder, diesel-powered

PROPANE MODELS			
STTII-52V-25CH-LP-EFI	52"	25	Kohler® Command PRO® LP – propane-powered, electronic fuel injection
STTII-61V-25CH-LP-EFI	61"	25	Kohler® Command PRO® LP – propane-powered, electronic fuel injection



CHEETAH II™

SCZII-61V-31FX	61"	31	Kawasaki® FX
SCZII-61V-36BV		36	Briggs Vanguard® BIG BLOCK™
SCZII-61V-37BV-EFI		37	Briggs Vanguard® BIG BLOCK™ – electronic fuel injection
SCZII-61V-38FX-EFI		38	Kawasaki® FX – electronic fuel injection
SCZII-61V-38CV-EFI		38	Kohler® Command PRO® – electronic fuel injection
SCZII-61V-40BV-EFI	72"	40	Briggs Vanguard™ BIG BLOCK™ – electronic fuel injection
SCZII-72V-37BV-EFI		37	Briggs Vanguard® BIG BLOCK™ – electronic fuel injection
SCZII-72V-38FX-EFI		38	Kawasaki® FX – electronic fuel injection
SCZII-72V-38CV-EFI		38	Kohler® Command PRO® – electronic fuel injection
SCZII-72V-40BV-EFI		40	Briggs Vanguard™ BIG BLOCK™ – electronic fuel injection

REAR DISCHARGE			
SCZII-61RD-38FX-EFI	61"	38	Kawasaki® FX – electronic fuel injection
SCZII-61RD-38CV-EFI		38	Kohler® Command PRO® – electronic fuel injection



TIGER CAT II™

STCII-48V-22FX	48"	22	Kawasaki® FX
STCII-48V-23CV		23	Kohler® Command PRO®
STCII-52V-25CV-EFI	52"	25	Kohler® Command PRO® – electronic fuel injection
STCII-52V-26FT-EFI		26	Kawasaki® FT – electronic fuel injection
STCII-52V-28BV-EFI		28	Briggs Vanguard® BIG BLOCK™
STCII-61V-26FT-EFI	61"	26	Kawasaki® FT – electronic fuel injection
STCII-61V-26CV-EFI		26	Kohler® Command PRO® – electronic fuel injection
STCII-61V-36BV		36	Briggs Vanguard™ BIG BLOCK™

ZERO-TURN MOWER MODEL NUMBERS



	MODEL NUMBER	DECK WIDTH	HP*	ENGINE
PATRIOT™	SPZ-52H-22FX	52"	22	Kawasaki® FX – V-twin
	SPZ-52H-23CV		23	Kohler® Command PRO® – V-twin
	SPZ-52H-24FT		24	Kawasaki® FT – V-twin
	SPZ-52H-25ZT		25	Kohler® Confidant® – V-twin
	SPZ-52H-27CX	61"	27	Briggs CXi Series™ – V-twin
	SPZ-61H-23FX		23	Kawasaki® FX – V-twin
	SPZ-61H-25CV		25	Kohler® Command PRO® – V-twin
	SPZ-61H-25ZT		25	Kohler® Confidant® – V-twin
SPZ-61H-27CX	27	Briggs CXi Series™		
FREEDOM Z®	SFZ-48H-24KT	48"	24	Kohler® 7000 series – V-twin
	SFZ-48H-25CX		25	Briggs CXi Series™ – V-twin
	SFZ-52H-25CX	52"	25	Briggs CXi Series™ – V-twin
	SFZ-52H-26KT		26	Kohler® 7000 series – V-twin
LIBERTY Z	SZL-36H-18FR	36"	18	Kawasaki® FR – V-twin
	SZL-36H-20KT		20	Kohler® 7000 series – V-twin
	SZL-36H-20PX		20	Briggs PXi Series™ – V-twin
	SZL-42H-21FR	42"	21	Kawasaki® FR – V-twin
	SZL-42H-22KT		22	Kohler® 7000 series – V-twin
	SZL-42H-22PX		22	Briggs PXi Series™ – V-twin
	SZL-48H-21FR	48"	21	Kawasaki® FR – V-twin
	SZL-48H-22KT		22	Kohler® 7000 Series™ PRO – V-twin
	SZL-48H-24SR		24	Scag® SR Series – V-twin
	SZL-52H-23FR	52"	23	Kawasaki® FR – V-twin
	SZL-52H-24KT		24	Kohler® 7000 Series™ PRO – V-twin
	SZL-52H-24SR		24	Scag® SR Series – V-twin
	SZL-52H-24PX		24	Briggs PXi Series™ – V-twin
	SZL-61H-24FR	61"	24	Kawasaki® FR – V-twin
	SZL-61H-26KT		26	Kohler® 7000 Series™ PRO – V-twin
	SZL-61H-25PX		25	Briggs PXi Series™ – V-twin
SZL-61H-27SR	27		Scag® SR Series – V-twin	

	MODEL NUMBER	DECK WIDTH	kWh	BATTERY
EVZ	SEVZ-52H	52"	5	Vanguard® Commercial Lithium Ion Battery – Fixed to Machine

STAND-ON MOWER MODEL NUMBERS



	MODEL NUMBER	DECK WIDTH	HP*	ENGINE
V-RIDE XL	SVRXL-52V-38FX-EFI	52"	38	Kawasaki® FX – electronic fuel injection
	SVRXL-52V-40BV-EFI		40	Briggs Vanguard™ BIG BLOCK™ EFI – electronic fuel injection
	SVRXL-61V-38FX-EFI	61"	38	Kawasaki® FX – electronic fuel injection
	SVRXL-61V-38CV-EFI		38	Kohler® Command PRO® – electronic fuel injection
	SVRXL-61V-40BV-EFI	72"	40	Briggs Vanguard™ BIG BLOCK™ EFI – electronic fuel injection
	SVRXL-72V-38FX-EFI		38	Kawasaki® FX – electronic fuel injection
	SVRXL-72V-40BV-EFI	40	Briggs Vanguard™ BIG BLOCK™ EFI – electronic fuel injection	
	V-RIDE II™	SVRII-32A-16FX	32"	16
SVRII-36A-19FX		36"	19	Kawasaki® FX
SVRII-48V-22FX		48"	22	Kawasaki® FX
SVRII-48V-23CV			23	Kohler® Command PRO®
SVRII-52V-23FX		52"	23	Kawasaki® FX – V-twin
SVRII-52V-25CV-EFI			25	Kohler® Command PRO® – electronic fuel injection
SVRII-52V-26FT-EFI			26	Kawasaki® FT – electronic fuel injection
SVRII-52V-37BV-EFI			37	Briggs Vanguard® BIG BLOCK™ EFI – electronic fuel injection
SVRII-61V-26CV-EFI		61"	26	Kohler® Command PRO® – electronic fuel injection
SVRII-61V-38FX-EFI			38	Kawasaki® FX – V-twin, electronic fuel injection
SVRII-61V-38CV-EFI			38	Kohler® Command PRO® – electronic fuel injection
SVRII-61V-40BV-EFI			40	Briggs Vanguard® BIG BLOCK™ EFI – electronic fuel injection
SWZ	SWZ-36A-14FS	36"	14	Kawasaki® FS – V-twin
	SWZ-48V-15FSE	48"	15	Kawasaki® FS – V-twin (electric start)
	SWZ-52V-18FSE	52"	18	Kawasaki® FS – V-twin (electric start)
	SWZL-52V-22FSE		22	Kawasaki® FS – V-twin (electric start)
	SWZL-61V-22FSE	61"	22	Kawasaki® FS – V-twin (electric start)
SW	SW-32-14FS	32"	14	Kawasaki® FS – V-twin
	SW-36A-14FS	36"	14	Kawasaki® FS – V-twin
	SW-48V-14FS	48"	14	Kawasaki® FS – V-twin
	SW-52V-15FS	52"	15	Kawasaki® FS – V-twin
SWZT	SWZT-36H-14FS	36"	14	Kawasaki® FS – V-twin
	SWZT-48H-15FSE	48"	15	Kawasaki® FS – V-twin (electric start)
	SWZT-48H-20CXI		20	Briggs CXi Series™ – V-twin (electric start)
	SWZT-52H-18FSE	52"	18	Kawasaki® FS – V-twin (electric start)
	SWZT-52H-20CXI		20	Briggs CXi Series™ – V-twin (electric start)
	SWZT-61H-22FSE	61"	22	Kawasaki® FS – V-twin (electric start)
	SWZT-61H-25CXI		25	Briggs CXi Series™ – V-twin (electric start)



Model lineup is subject to change. Check Scag.com and consult with your local Scag Dealer for current availability.
 *Engine power levels as rated by the manufacturer. All models subject to availability.

WALK-BEHIND MOWER MODEL NUMBERS



	MODEL NUMBER	DECK WIDTH	HP*	ENGINE
SFC-30	SFC-30-7CV	30"	7	Kohler® Command PRO® 224CV
	SFC-30-7CV-CA*		7	Kohler® Command PRO® 224CV
	SFC-30-7CV-S		7	Kohler® Command PRO® 224CV
	SFC-30-7CV-S-CA*		7	Kohler® Command PRO® 224CV
SFC-21	SFC-21-4GX	21"	4	Honda® GX160
	SFC-21-5CV		5	Kohler® Command PRO® 173CV
	SFC-21-7CV		7	Kohler® Command PRO® 224CV

* California model

DEBRIS AND TURF MANAGEMENT EQUIPMENT

SPECIFICATIONS

	TURF STORM XL	TURF STORM
Model	STS60-23BV	STS30-23BV
Total Fuel Capacity	5 gallons; features large filler neck, fuel gauge	4.5 gallons; features large filler neck, fuel gauge
Engine	Briggs & Stratton® Vanguard®	Briggs & Stratton® Vanguard®
HP*	23	23
Drive System Type	Dual hydraulic	Dual hydraulic
Frame Construction	Stainless steel	Stainless steel
Front Wheels	16" caster tires	16" caster tires
Rear Wheels	20" drive tires	20" drive tires
Liquid Capacity	60 gallons (30 each tank)	30 gallons (15 each tank)
Dry/Granular Capacity	220 lb	120 lb
Pumps	Hydro-Gear®: 10 cc	Hydro-Gear®: 10 cc
Motors	Parker 14.5 ci	Parker 14.5 ci
Forward Ground Speed	Up to 8.5 mph	Up to 8.5 mph
Charging System	50 amp	50 amp
Length	67"	65"
Width (spray booms in)	54"	35.5"
Max Width (spray booms out)	82"	65"
Height	50"	50"
Weight (dry weight / tanks & hopper empty)	965 lb	859 lb
Warranty	2-Year Commercial; 2-Year Non-Commercial; 90-Day Rental; limited warranty coverage against manufacturing defects	



TURF STORM XL



TURF STORM

	AERSTORM
Model	CV732
Engine	Kohler Command Pro
Horsepower	23.5 HP @ 3600 rpm
Fuel Tank	5.5 gallon (20.8 liters) tank with molded-in cup holder
Drive Wheels/Tires	18 x 6.5 - 8 four-ply pneumatic tubeless, radius edge
Caster Wheels	13 x 6.5 - 6 Flat-Free (semi-pneumatic)
Drive System	Dual hydraulic
Hydro Pumps	Hydro-Gear PG Series, 10 cc
Drive Wheel Motors	Parker 14.5 ci
Forward Speed Range	0 up to 7.0 mph
Reverse Speed Range	0 up to 3.0 mph



DEBRIS AND TURF MANAGEMENT EQUIPMENT

SPECIFICATIONS



WINDSTORM®



EXTREME PRO™



EXTREME™



CLASSIC™

WHEELED BLOWERS

Model	WS23-37BV-EFI	LBXP17-GX390	LBX15-GX270	LBC15-BS950
Engine	Briggs & Stratton® Vanguard® EFI	Honda® GX390	Honda® GX270	Briggs & Stratton® BS950
HP*	37	11.7	8.5	6.5
CFM Output	Effective CFM: 6,000** Theoretical Peak CFM: 7,500***	2,824	2,293	1,392
Electric Clutch	Ogura GT3.5 (250 ft lb) with SoftStart Electric Clutch Controller	n/a		
Frame Construction	All-steel, welded 10-gauge			
Impeller Construction	All-steel, welded, 8-blade, dynamically balanced	All-steel, welded, 6-blade, dynamically balanced		All-steel, welded, 4-blade, dynamically balanced
Impeller Mounting	Tapered locking hub			Keyed crankshaft, bolt with thread-lock
Impeller Diameter / Width	23" / 8.5"	17" / 4.25"	15" / 4.25"	15" / 3.5"
Housing Construction	All-steel, welded, 12-gauge front and side housing plate and 10-gauge back housing plate	All-steel, welded, 10-gauge front and back housing plates; 12-gauge skirt		
Housing Width	10"	6.0"		4.5"
Blower Tilt Angle	16 degrees of total vertical tilt; 180 degrees of left/right horizontal rotation	2-degree tilt at discharge; allows blower to more effectively get under wet, heavy debris		
Handlebar	n/a	Tubular steel with thick, comfortable foam grip; 3-position, adjustable height		
Vibration Control	n/a	8-point iso-mount handlebar	4-point iso-mount handlebar	
Discharge Opening	69 square inches	25.25 square inches		16 square inches
Discharge Control, Front/Side	Nozzle Direction System features a separate auto left/right switch and fine-tune switch for up to 180 degrees of rotation	Quick-lever located near discharge		
Discharge Control, Angle	Located for easy reach from operator's position; up to 16 degrees of vertical tilt adjustment	Discharge angle control via remote lever on handlebar		n/a
Axle	n/a	3/4"-diameter steel		
Front Wheel(s)	13" x 5"-6", flat-free	4.10" x 3.5" pneumatic tire	9" x 3.5" pneumatic tire	1.5" x 6" flat-free tire
Rear Wheels	24" x 9.5"-12", 4-ply	13" x 5"-6" pneumatic Turf Safe tires	4.10" x 3.5" pneumatic Turf Safe tires	
Length	71.50"	52"	56"	43"
Width	51"	30.25"	28"	27"
Weight	943 lb	190 lb	160 lb	105 lb
Warranty	2-Year Commercial; 90-Day Rental	2-Year Commercial; 90-Day Rental		1-Year Commercial; 2-Year Non-Commercial; 90-Day Rental



TOW-BEHIND



INDUSTRIAL TOW-BEHIND

TRUCK LOADERS

Model	TL20W-26CH-EFI	TL20W-29BV	TLB25-35BV	TLB25-37CH	TLB25-49KBD
Engine	Kohler® Command PRO® EFI, V-Twin, electric start	Briggs & Stratton® Vanguard® BIG BLOCK™, V-Twin, electric start	Briggs & Stratton® Vanguard® BIG BLOCK™, V-Twin, electric start	Kohler® Command PRO®, V-Twin, electric start	Kubota®, 4-cylinder, liquid-cooled, electric start
HP*	26.5	29	35	37	49
Fuel Capacity / Tank	5.5 gallons / plastic tank with built-in fuel gauge		8.5 gallons / steel tank with built-in fuel gauge		
CFM Output	4,680		6,781	6,909	7,318
Frame Construction	All-steel, welded				
Impeller Construction	4-blade, 3/8"-thick blades, all-steel, welded		4-blade, 1/2"-thick blades, all-steel, welded		
Impeller Mounting	Tapered locking hub		Straight bore		
Impeller Diameter / Width	20" / 6.5"		25" / 9"		
Blower Housing Construction	Removable back panel for easy impeller & wear plate access				
Blower Housing Width	7.5"		10.5"		
Blower Housing Wear Plates	Standard: 1/4" steel, replaceable				
Hose	120" length, 12"-diameter intake hose; 0.045 black thermoplastic rubber, wire helix with wearstrip		84" length, 16"-diameter intake hose; 0.045 blue thermoplastic rubber, wire helix with wearstrip		
Unit Mounting	Hitch: At least Class III rating		Hitch: At least 10,000 lb rating		
Discharge Tube	Clear thermoplastic, 8" diameter				
Throttle Control	Commercial-grade, all-steel mechanicals, plastic debris cover		Commercial-grade, all-steel mechanicals		
Highway Ready**	Yes – optional Roadside Package available		Yes – standard Roadside Package		
Axle	Heavy-duty Dexter Torflex® axle - 2,000 lb		Heavy-duty Dexter Torflex® axle - 3,500 lb		
Tires	205 / 75 R15 highway tires with steel wheels				
Trailer Width	53.5"		66.75"		
Height	110"		121.25"		
Weight	990 lb	1,060 lb	1,700 lb	2,300 lb	
Warranty	2-Year Commercial; 90-Day Rental		2-Year Commercial; 90-Day Rental		



* Engine power levels as rated by the manufacturer. All models subject to availability.

** Effective CFM: Calculation obtained by applying accepted engineering methods of measuring overall average airflow volume. This is the default figure published by Scag® for all of its blowers and truck loaders. Learn more at Scag.com/pro-tip/cfm-definition.

*** Theoretical Peak CFM: Figure derived by assuming the highest single-point measurement obtained during testing would apply to the overall airflow volume calculation. This figure is published by some other brands of blowers as their default "CFM" measurement.

* Engine power levels as rated by the manufacturer. All models subject to availability.

** Reference your local regulations to ensure compliance.

SPECIFICATIONS

DEBRIS AND TURF MANAGEMENT EQUIPMENT



TRUCK LOADERS

	SKID-MOUNT	INDUSTRIAL SKID-MOUNT
Model	TLS20-18BV	TLS20W-29BV
Engine	Briggs & Stratton® Vanguard®, V-Twin, electric start	Briggs & Stratton® Vanguard® BIG BLOCK™, V-Twin, electric start
HP*	18	29
Fuel Capacity / Tank	1.75 gallons / engine-mounted metal tank	5.5 gallons / plastic tank with built-in fuel gauge
CFM Output	3,075	4,680
Frame Construction	All-steel, welded	
Impeller Construction	4-blade, 3/8"-thick blades, all-steel, welded	
Impeller Mounting	Tapered locking hub	
Impeller Diameter / Width	20" / 5.25"	20" / 6.5"
Blower Housing Construction	Removable back panel for easy impeller & wear plate access	
Blower Housing Width	6"	7.5"
Blower Housing Wear Plates	Standard: 1/4" steel, replaceable	
Hose	120" length, 10"-diameter quick-detach intake hose; 0.045 black	120" length, 12"-diameter quick-detach intake hose; 0.045 black
Unit Mounting	4" steel skid risers	
Discharge Tube	Clear thermoplastic, 7" diameter	Clear thermoplastic, 8" diameter
Throttle Control	Commercial-grade, all-steel mechanicals, plastic debris cover	
Height	74.25" (without skid or hitch mount attached)	75" (without skid mount attached)
Weight	437 lb	675 lb
Warranty	2-Year Commercial; 90-Day Rental	

* Engine power levels as rated by the manufacturer. All models subject to availability.

** Reference your local regulations to ensure compliance.

WARRANTIES

Since Scag® Power Equipment was established in 1983, we've built an industry-wide reputation for producing reliable, heavy-duty commercial equipment. We are proud of the quality of our mowers and their well-earned reputation for durability. The Scag warranty policy shows our commitment to you and to the products we manufacture. See your local Scag dealer for details on the warranty policy or reference the Limited Warranty Statement included in your operator's manual.

TURF TIGER II, CHEETAH II, TIGER CAT II, V-RIDE II, SWZ & SW WARRANTY

2-YEAR COMMERCIAL MACHINE WARRANTY*

Frame and structural components including oil reservoirs, fittings, oil coolers, electrical switches and clutches, pulleys, hydraulic pumps and wheel motors are covered for two years of commercial use. This warranty covers manufacturing defects for two years, including parts and labor (excludes wear items).

3-YEAR CUTTER DECK SPINDLE WARRANTY*

Velocity Plus™ and Advantage™ cutter decks are equipped with the exclusive Scag heavy-duty, cast-iron cutter blade spindle. We ensure our spindle's dependability, not only through its top-quality construction, but also through complete coverage of parts and labor for the first and second years, and parts only for the third year. Applies to commercial and non-commercial use.

3-YEAR OR 500-HOUR NON-COMMERCIAL** MACHINE WARRANTY*

Frame and structural components including oil reservoirs, fittings, oil coolers, electrical switches and clutches, pulleys, hydraulic pumps and wheel motors are covered for three years or 500 hours (whichever comes first) of non-commercial use. This warranty covers manufacturing defects for three years or 500 hours (whichever comes first), including parts and labor (excludes wear items).

PATRIOT, EVZ & SWZT WARRANTY

2-YEAR COMMERCIAL MACHINE WARRANTY*

3-YEAR OR 500-HOUR NON-COMMERCIAL** MACHINE WARRANTY*

FREEDOM Z & SFC WARRANTY

1-YEAR COMMERCIAL MACHINE WARRANTY*

3-YEAR OR 500-HOUR NON-COMMERCIAL** MACHINE WARRANTY*

LIBERTY Z WARRANTY

5-YEAR OR 750-HOUR NON-COMMERCIAL** MACHINE WARRANTY*

SPINDLE LIMITED WARRANTY*

Spindle assemblies have a limited warranty for five years or 750 hours (whichever comes first). The first and second years of the warranty cover parts and labor. The third through fifth years cover parts only for non-commercial use.

AERSTORM AERATOR, TURF STORM SPREADER-SPRAYERS, TRUCK LOADERS, WINDSTORM, EXTREME PRO BLOWER & EXTREME BLOWER WARRANTY

2-YEAR COMMERCIAL MACHINE WARRANTY*

Frame and structural components including frame, blower housing, oil reservoirs, fittings, oil coolers, electrical switches and clutches, pulleys, hydraulic pumps and wheel motors (where applicable) are covered for two years of commercial use. This warranty covers manufacturing defects for two years, including parts and labor (excludes wear items).

CLASSIC BLOWER WARRANTY

1-YEAR COMMERCIAL MACHINE WARRANTY*

2-YEAR NON-COMMERCIAL** MACHINE WARRANTY*

ALL PRODUCTS

90-DAY WEAR ITEM WARRANTY & RENTAL USE*

Wear items, including drive belts, blades, hydraulic hoses, tires and batteries, and rental use are warranted for 90 days.

ENGINE WARRANTY

Engines and engine components are covered by the individual engine manufacturer. See engine owner's manual for warranty period and details.

SCAG EXTENDED WARRANTY PROGRAM

Scag's new Extended Warranty Program is better than ever. Protect your investment and enjoy peace-of-mind knowing that your Scag equipment is covered for years to come. Consult with your Scag Dealer for more information.

* Warranty time periods are from the date of purchase, are only applicable to the original owner and are non-transferable. Warranty does not cover wear items, misuse, abuse, lack of maintenance, etc. See the Limited Warranty Statement in your owner's manual for more details.

** "Non-Commercial" is defined as single-property usage, where the single property is the residence of the owner of the product. If the product is being used on more than the owner's single property, it is deemed commercial use and this warranty does not apply. Scag Power Equipment reserves the right to deny and/or void this warranty if evidence clearly points to commercial use.



Scag Power Equipment, Division of Metalcraft of Mayville, Inc.
1000 Metalcraft Drive, Mayville, WI 53050



GENUINE SCAG PARTS

DON'T SETTLE FOR ANYTHING LESS

Protect your Scag® equipment investment by using only genuine Scag replacement parts. Only genuine Scag parts are designed for an exact fit and to provide maximum performance and reliability. Do not settle for cheap imitations. Insist on genuine Scag replacement parts.



NEXT-DAY EMERGENCY PARTS DELIVERY

AVOID DOWNTIME WITH EXCELLENT DEALER SUPPORT

Scag dealers strive to keep a comprehensive inventory of service parts on hand and are ready to meet your needs. We know you need to minimize downtime to make your business profitable. If a needed part is not in stock, Scag Emergency Parts Delivery can get that part to your dealer via next-day air delivery! Ask your dealer for details about this special service.



SCAG FINANCING PROGRAMS

YOUR EQUIPMENT BUDGET CAN GO EVEN FURTHER

We make it easy for you to own "Simply the Best" outdoor power equipment with special financing programs. Your Scag dealer can provide complete information on how to economically put a Scag machine to work for you.

OFFICIAL LAWN MOWER
& DEBRIS MANAGEMENT
EQUIPMENT OF:



Visit [Scag.com/company/about-us/](https://scag.com/company/about-us/) to learn more about Scag Partnerships.

OFFICIAL OUTDOOR
POWER EQUIPMENT
PROVIDER OF:



SIMPLY THE BRAVE:



Visit [Scag.com/promotion/simply-the-brave/](https://scag.com/promotion/simply-the-brave/) to learn more about the promotion terms and conditions.

WE PROUDLY SUPPORT:



©2024 All information and specifications are accurate as of the date of publication. Because we strive to continually improve our products, Scag reserves the right to make changes at any time without notice or obligation. Visit [Scag.com/patents](https://scag.com/patents) to learn more.

p/n 24-33

